

Part number:

048-10007

HYDROMA

HYDRAULICKÉ SYSTÉMY

**HIDROMA
SYSTEMS**

UKŁADY HYDRAULICZNE

HYDROMA

ГИДРАВЛИЧЕСКИЕ СИСТЕМЫ

Tubo capillare alta pressione e raccordi

Micro hose for high pressure and fittings

Normativa di riferimento
Reference regulations

Tubo capillare alta pressione e raccordi
Micro hose for high pressure and fittings

Esempio per l'ordine

Ordering example

1 - Tubo / Hose type:

RSO

2 - Tipo raccordo / Fitting type:

31TN

3 - Tipo raccordo / Fitting type:


3614

L - Lung. tubo (mm.) / Hose length (mm.):

1500

Codice ordine / Order code:

RSO 31TN/3614 L1500



Riferimento Tubo
Hose code

RSO	
Diametro esterno mm. Outside diameter mm.	5,5
Diametro interno mm. Inside diameter mm.	2,1
Pressione max. di lavoro bar Max. working pressure bar	630
Pressione minima di scoppio bar Min. Bursting pressure bar	1900
Pressione di prova bar Testing pressure bar	950
Raggio minimo mm. Min. Bending radius mm.	20
Temperature di esercizio °C Working temperature	-40...+100

Adatto per passaggio di oli minerali, oli idraulici tipo ASTM 3, benzine, resistenza chimica all'olio per freni [tipo DOT 4]
For mineral and hydraulic oil, type ASTM 3, fuel, brake systems oil (type DOT 4)

Materiale anima Core material	Materiale treccia Braid material	Ricopertura est. Cover material
Poliestere termoplastico Thermoplastic polyester	Fibra aramidica "kevlar"	Poliuretano antiabrasione Antiabrasion polyurethane

Riferimento Tubo
Hose code

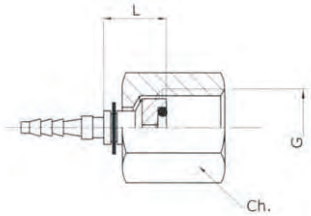
RFR	
Diametro esterno mm. Outside diameter mm.	5,5
Diametro interno mm. Inside diameter mm.	2,1
Pressione max. di lavoro bar Max. working pressure bar	150
Pressione minima di scoppio bar Min. Bursting pressure bar	600
Pressione di prova bar Testing pressure bar	300
Raggio minimo mm. Min. Bending radius mm.	20
Temperature di esercizio °C Working temperature	-40...+100

Adatto per passaggio Gas FREON 22 - 134A per impianti di condizionamento e refrigerazione.
For FREON 22 - 134A conduction for air conditioning and cooling systems

Materiale anima Core material	Materiale treccia Braid material	Ricopertura est. Cover material
Poliammide Polyamide	Fibra poliestere Polyester fibre	Poliuretano con microfori Polyurethane with pricking surface

Tubo capillare alta pressione e raccordi

Micro hose for high pressure and fittings

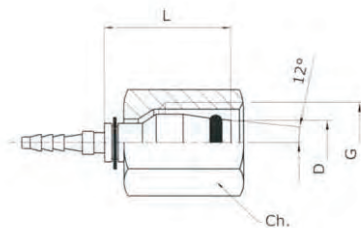


Attacco diretto per manometro. NORMA DIN 16228

Direct pressure gauge connection. According to DIN 16228

G	L	Ch	PN bar	Codice / Ref.
ISO 228 G 1/4"	11,5	19	630	36140000
ISO 228 G 1/4**	11,5	19	630	3614AI00
ISO 228 G 1/2"	19,5	27	630	36120000

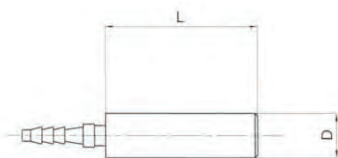
*AISI 316



Raccordo a codolo 24° tenuta O-Ring. NORMA DIN 3865

Seal with O-Ring for 24° cone fitting. According to DIN 3865

G	D	L	Ch	PN bar	Codice / Ref.
M 12x1,5 6L	6	18	14	315	35R00000
M 14x1,5 6S	6	18	17	630	35R10000
M 14x1,5 8L	8	18	17	315	35R20000
M 16x1,5 8S	8	18	19	630	35R30000
M 16x1,5 10L	10	18	19	315	35R50000
M 18x1,5 10S	10	18	22	630	35R40000

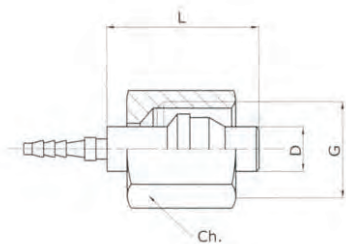


Codolo

Standpipe

D	L	Codice / Ref.
4	22	34R70000
6	22	34R00000
6*	22	34R0AI00
8	22	34R30000

*AISI 316



Raccordo a codolo. NORMA DIN 2353

Standpipe. According to DIN 2353

G	D	L	Ch	PN bar	Codice / Ref.
M 12x1,5 6L	6	22	14	315	34R10000
M 14x1,5 6S	6	22	17	630	34R20000
M 14x1,5 8L	8	22	17	315	34R40000
M 16x1,5 8S	8	22	19	630	34R60000