

Part number:

048-10005

HYDROMA

HYDRAULICKÉ SYSTÉMY

**HIDROMA
SISTEMS**

UKŁADY HYDRAULICZNE

HYDROMA

ГИДРАВЛИЧЕСКИЕ СИСТЕМЫ

Tubo capillare per alta pressione e raccordi

Micro hose for high pressure and fittings



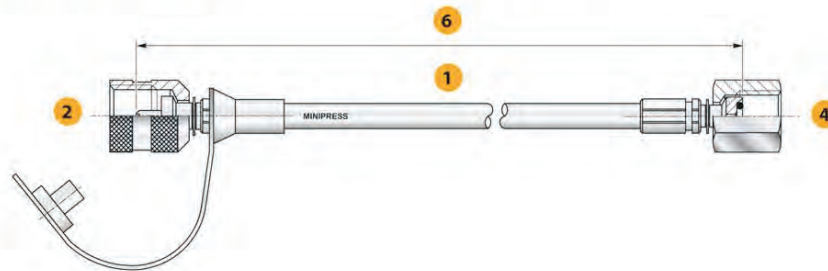
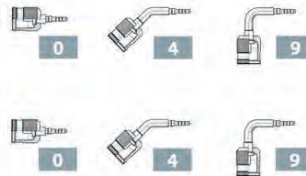
Come ordinare

How to order

Esempio per l'ordine
Ordering example

Codice ordine / Order code					
RD2	31TN	0	3614	0	L1500
1	2	3	4	5	6

- 1 Tubo / Hose type
- 2 Tipo raccordo / Fitting type
- 3 Curvatura del raccordo
Elbow fitting angle
- 4 Tipo raccordo / Fitting type
- 5 Curvatura del raccordo
Elbow fitting angle
- 6 Lung. tubo / Hose length



Normativa di riferimento

Reference regulations

Riferimento tubo / Hose code				
RD2 - RD3 - RD4				
Adatto per passaggio di oli minerali, oli idraulici tipo ASTM 3, benzine. resistenza chimica all'olio per freni (tipo DOT 4) <i>For mineral and hydraulic oil. type ASTM 3. fuel. brake sy-stems oil (type DOT 4)</i>				
		RD2	RD3	RD4
Diam esterno <i>Outside diameter</i>	[mm]	5	6	8
Diametro interno <i>Inside diameter</i>	[mm]	2	3	4
Pressione max. di lavoro <i>Max. working pressure</i>	[bar]	630	630	500
Pressione minima di scoppio <i>Min. Bursting pressure</i>	[bar]	1890	1890	1500
Raggio minimo <i>Min. Bending radius</i>	[mm]	20	25	35
Temperature di esercizio <i>Working temperature</i>	°C	-40...+100	-40...+100	-40...+100
Materiale anima <i>Core material</i>	Poliestere termoplastico <i>Thermoplastic polyester</i>			
Materiale treccia <i>Braid material</i>	Fibra aramidica <i>Aramidic fibre "kevlar"</i>			
Ricopertura est. <i>Cover material</i>	Poliuretano antiabrasione <i>Antiabrasion polyurethane</i>			

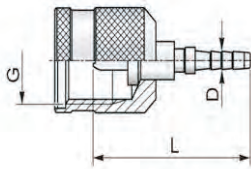


Tubo capillare per alta pressione e raccordi

Micro hose for high pressure and fittings

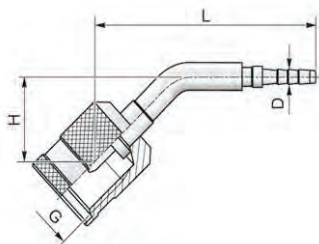
Raccordo connessione avvitabile per miniprese

Test coupling threaded female fitting

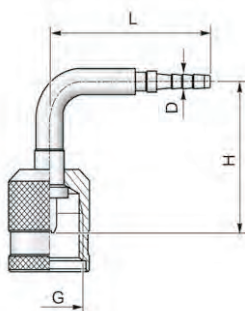


Tubo / Hose	G	L	PN [bar]	D	Codice/Ref.
RD2	M16x2	32.5	630	2.3	31TTN000
	M16x2	32.5	630	2.3	31TNAI00
	M16x1.5	32.5	630	2.3	31TTS000
	M12.65x1.5	32.5	400	2.3	31S12000
RD3	M16x2	32.5	630	3.0	31TTN003
	M16x1.5	32.5	630	3.0	31TTS003
	M12.65x1.5	32.5	400	3.0	31S12003
RD4	M16x2	36.5	630	4.2	31TTN004
	M16x1.5	36.5	630	4.2	31TTS004
	M12.65x1.5	36.5	400	4.2	31S12004

INOX / Stainless steel



45°						
Tubo / Hose	G	L	H	PN [bar]	D	Codice/Ref.
RD2	M16x2	48	18.5	630	2.3	31TTN040
	M16x1.5	48	18.5	630	2.3	31TTS040
	M12.65x1.5	48	19	400	2.3	31S12040
RD3	M16x2	48	18.5	630	3.0	31TTN043
	M16x1.5	48	18.5	630	3.0	31TTS043
	M12.65x1.5	48	19	400	2.3	31S12043
RD4	M16x2	53	18.5	630	4.2	31TTN044
	M16x1.5	53	18.5	630	4.2	31TTS044
	M12.65x1.5	53	19	400	4.2	31S12044



90°						
Tubo / Hose	G	L	H	PN [bar]	D	Codice/Ref.
RD2	M16x2	34.5	31.0	630	2.3	31TTN090
	M16x1.5	34.5	31.0	630	2.3	31TTS090
	M12.65x1.5	34	31.5	400	2.3	31S12090
RD3	M16x2	34.5	31.0	630	3.0	31TTN093
	M16x1.5	34.5	31.0	630	3.0	31TTS093
	M12.65x1.5	34	31.5	400	3.0	31S12093
RD4	M16x2	39.5	31.0	630	4.2	31TTN094
	M16x1.5	39.5	31.0	630	4.2	31TTS094
	M12.65x1.5	39	31.5	400	4.2	31S12094

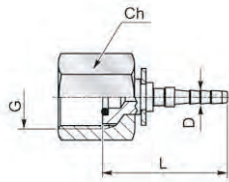


Tubo capillare per alta pressione e raccordi

Micro hose for high pressure and fittings

Raccordo connessione avvitabile per manometro

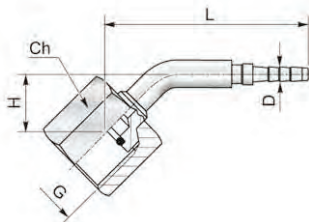
Gauges threaded fitting



Tubo / Hose	G	L	Ch	PN [bar]	D	Codice/Ref.
RD2	G 1/4	26.5	17	630	2.3	36140000
	G 1/4	26.5	17	630	2.3	3614AI00
	G 1/2	31.5	27	630	2.3	36120000
	M20X1.5	31.5	27	630	2.3	36M2OR00
RD3	G 1/4	26.5	17	630	3.0	3614OR03
	G 1/2	31.5	27	630	3.0	3612OR03
	M20X1.5	31.5	27	630	3.0	36M2OR03
RD4	G 1/4	29.5	17	630	4.2	3614OR04
	G 1/2	36.5	27	630	4.2	3612OR04
	M20X1.5	36.5	27	630	4.2	36M2OR04

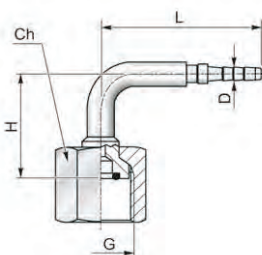
INOX / Stainless steel

45°



Tubo / Hose	G	H	L	Ch	PN [bar]	D	Codice/Ref.
RD2	G 1/4	14.0	47.0	17	630	2.3	36140040
	G 1/2	21.0	54.5	27	630	2.3	36120040
	M20X1.5	21.0	54.5	27	630	2.3	36M2OR40
RD3	G 1/4	14.0	47.0	17	630	3.0	3614OR43
	G 1/2	21.0	54.5	27	630	3.0	3612OR43
	M20X1.5	21.0	54.5	27	630	3.0	36M2OR43
RD4	G 1/4	14.0	52.0	17	630	4.2	3614OR44
	G 1/2	21.0	59.5	27	630	4.2	3612OR44
	M20X1.5	21.0	59.5	27	630	4.2	36M2OR44

90°

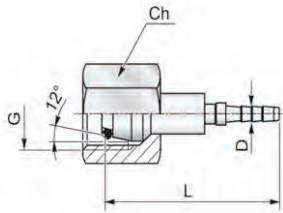


Tubo / Hose	G	H	L	Ch	PN [bar]	D	Codice/Ref.
RD2	G 1/4	25.0	38.0	17	630	2.3	36140090
	G 1/2	37.5	41.5	27	630	2.3	36120090
	M20X1.5	37.5	41.5	27	630	2.3	36M2OR90
RD3	G 1/4	25.0	38.0	17	630	3.0	3614OR93
	G 1/2	37.5	41.5	27	630	3.0	3612OR93
	M20X1.5	37.5	41.5	27	630	3.0	36M2OR93
RD4	G 1/4	25.0	43.0	17	630	4.2	3614OR94
	G 1/2	37.5	46.5	27	630	4.2	3612OR94
	M20X1.5	37.5	46.5	27	630	4.2	36M2OR94

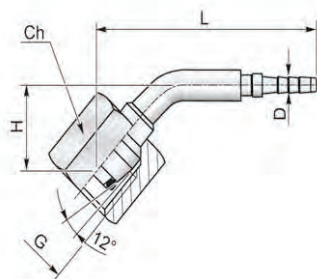


Raccordo femmina girevole connessione cono 24° tipo DKOS

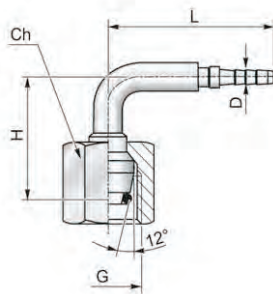
Swivel female fitting 24° cone connection type DKOS



Tubo / Hose	Ø	G	L	Ch	D	Codice/Ref.
RD2	6	M14x1.5	35	17	2.3	35R10000
	8	M16x1.5	35	19	2.3	35R30000
	10	M18x1.5	36.5	22	2.3	35R40000
	12	M20x1.5	37.5	24	2.3	35R70000
RD3	6	M14x1.5	35	17	3.3	35R10003
	8	M16x1.5	35	19	3.3	35R30003
RD4	10	M18x1.5	36.5	22	3.3	35R40003
	6	M14x1.5	36	17	4.3	35R10004
	8	M16x1.5	36	19	4.3	35R30004
	10	M18x1.5	41.5	22	4.3	35R40003



45°							
Tubo / Hose	Ø	G	H	L	Ch	D	Codice/Ref.
RD2	6	M14x1.5	19.5	53.5	17	2.3	35R10040
	8	M16x1.5	19	51	19	2.3	35R30040
	10	M18x1.5	22.5	56	22	2.3	35R40040
RD3	6	M14x1.5	19.5	53.5	17	3.3	35R10043
	8	M16x1.5	19	51	19	3.3	35R30043
	10	M18x1.5	22.5	56	22	3.3	35R40043
RD4	6	M14x1.5	19.5	58.5	17	4.3	35R10044
	8	M16x1.5	19	56	19	4.3	35R30044
	10	M18x1.5	22.5	61	22	4.3	35R40044
	12	M20x1.5	—	—	24	4.3	35R70044



90°							
Tubo / Hose	Ø	G	H	L	Ch	D	Codice/Ref.
RD2	6	M14x1.5	36	42	17	2.3	35R10090
	8	M16x1.5	36	40.5	19	2.3	35R30090
	10	M18x1.5	40	41.5	22	2.3	35R40090
RD3	6	M14x1.5	36	42	17	3.3	35R10093
	8	M16x1.5	36	40.5	19	3.3	35R30093
	10	M18x1.5	40	41.5	22	3.3	35R40093
RD4	6	M14x1.5	36	47	17	4.3	35R10094
	8	M16x1.5	36	45.5	19	4.3	35R30094
	10	M18x1.5	40	46.5	22	4.3	35R40093
	12	M20x1.5	—	—	24	4.3	35R70094