

Part number:

HYDROMA

HYDRAULICKÉ SYSTÉMY

**HIDROMA
SYSTEMS**

UKŁADY HYDRAULICZNE

HYDROMA

ГИДРАВЛИЧЕСКИЕ СИСТЕМЫ

**PRESA DI FORZA A
COMANDO PNEUMATICO**

PNEUMATIC CLUTCH POWER TAKE-OFF

CODICE PTO
PTO CODE

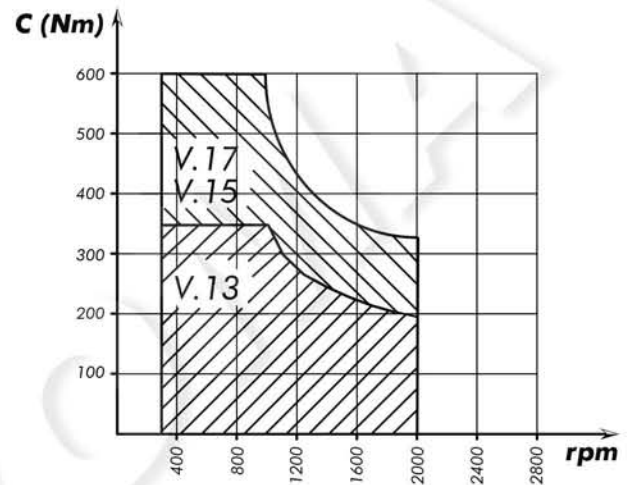
10-41

CAMBIO
GEARBOX

ZF



DIAGRAMMA DI UTILIZZO
WORKING CONDITION



Tipo cambio Gearbox	Codice PTO PTO code	Versione Version	Giri pto a 1000 giri motore Pto ratio@1000 eng.rpm	Coppia massima Max torque	Lato montaggio Mounting side	Uscita Output	Rotazione Rotation	Kit di montaggio Mounting kit	Peso Weight
			rpm	Nm					Kg
ZF	10-41-134	13	Vedi indice See index	350	Poster. Rear	Poster. Rear	Ora. Cw	Vedi indice See index	3,9
	10-41-152	15		600					3,7
	10-41-170	17							1,7

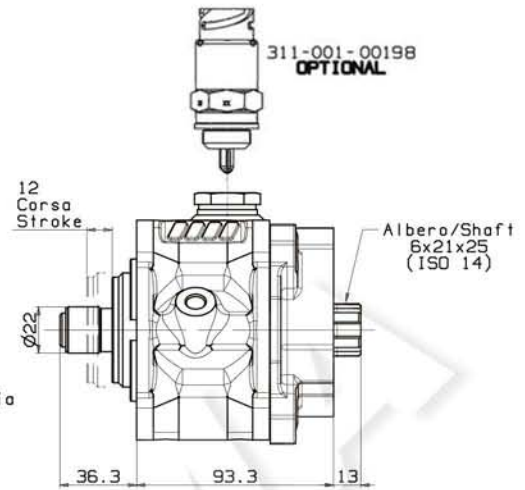
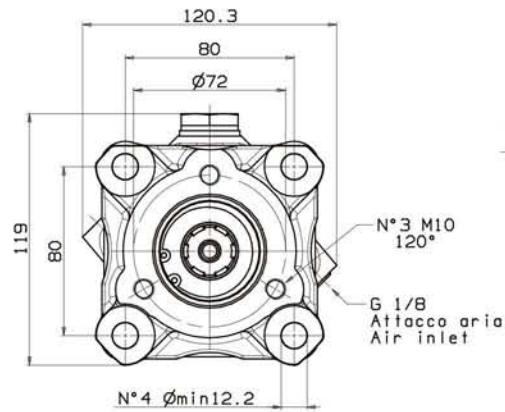
INGOMBRI

OVERALL DIMENSIONS

10-41-134

Vers. 13

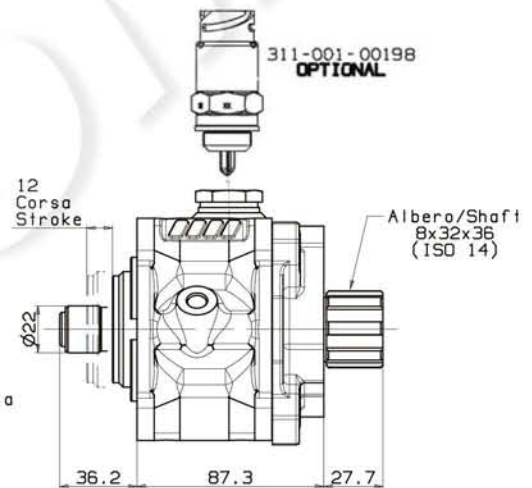
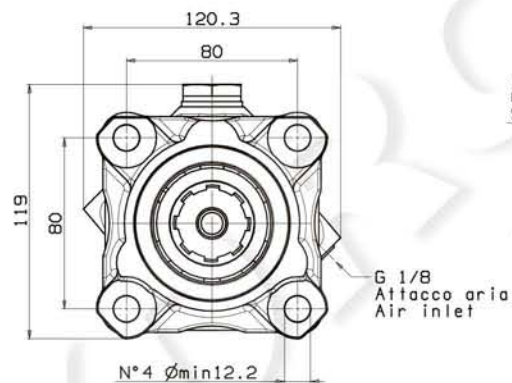
Flangia 3 fori UNI
albero UNI 21x25
Flange UNI 3 bolt
shaft UNI 21x25



10-41-152

Vers. 15

Flangia 4 fori ISO
albero maschio
32x36 DIN 5462
Flange ISO 4 bolt
male shaft
32x36 DIN 5462



10-41-170

Vers. 17

Flangia 4 fori ISO
albero femmina
32x36 DIN 5462
Flange ISO 4 bolt
female shaft
32x36 DIN 5462

