

Part number:

HYDROMA

HYDRAULICKÉ SYSTÉMY

**HIDROMA
SYSTEMS**

UKŁADY HYDRAULICZNE

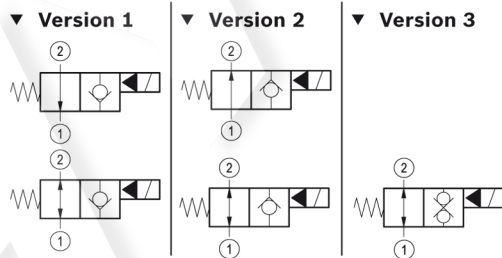
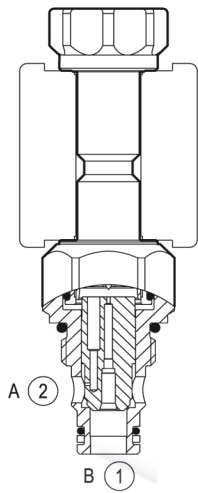
HYDROMA

ГИДРАВЛИЧЕСКИЕ СИСТЕМЫ

Solenoid operated valves pilot operated poppet type
2-way normally open
Common cavity, Size 08

VEI-8A-06-NA

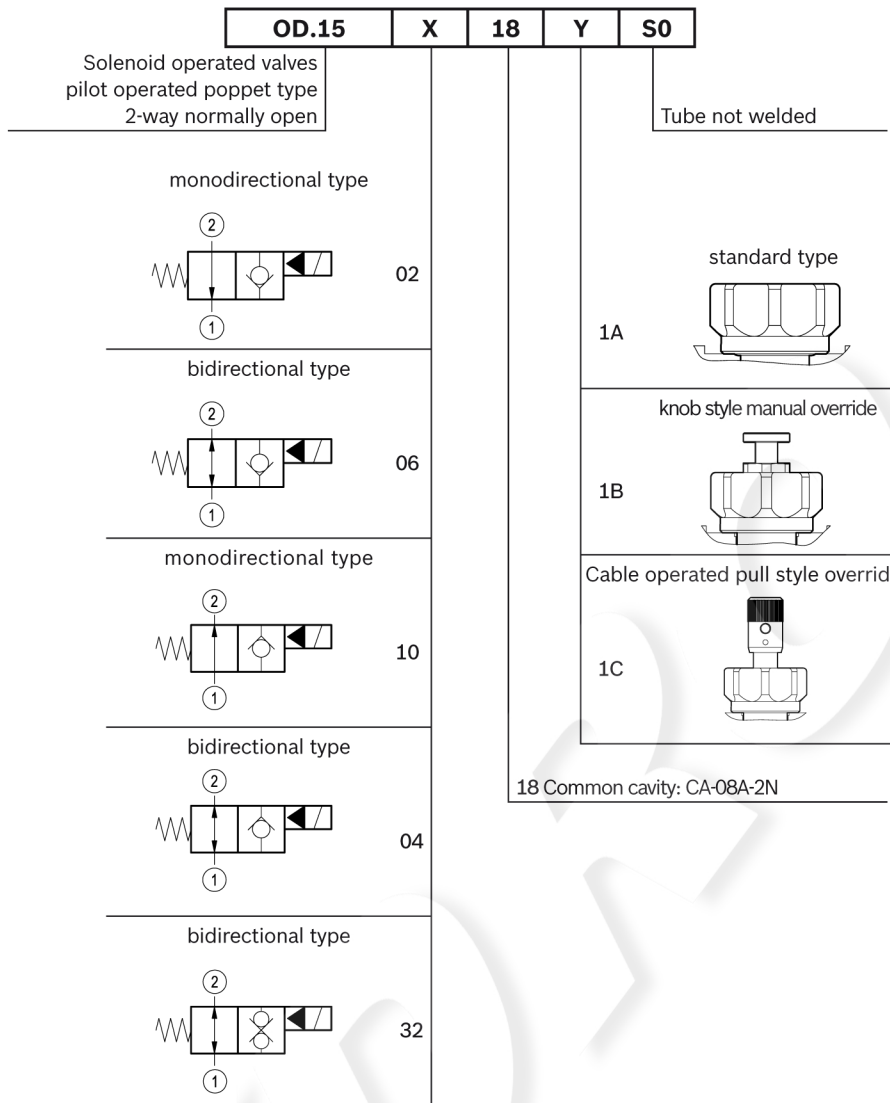
OD.15 - X - Y - Z - S0



Technical data

General	
Weight	0.12 kg (0.26 lbs)
Installation orientation	Optional
Ambient temperature range	-30 to 60 °C (-22 to 140 °F)
Hydraulic	
Max. operating pressure	350 bar (5000 psi)
Max. proof pressure	420 bar (6000 psi)
Flow range	1.5 - 40 l/min (0.4 - 11 gpm)
Fatigue cycle life	1 million cycles at 350 bar
Max. internal leakage	20 drops/min.
Fluid temperature range	-20 to 80 °C (-4 to 176 °F)
Fluids: Mineral-based or synthetics with lubricating properties at viscosities of 20 to 380 mm ² /s (cSt)	
Installation torque	39 - 51 Nm (29 - 38 ft-lbs)
Recommended degree of fluid contamination	Nominal value max. 10 µm (NAS 8) ISO 4406 19/17/14
MTTFd	150 years see RE 18350-51
Cavity	CA-08A-2N see 18325-70
Lines bodies and standard assemblies	Please refer to section "Hydraulic integrated circuit" or consult factory
Seal kit – version 1	code RG08A2010520100 material no. R901101437
Seal kit – version 2-3	code RG08A2010530100 material no. R901101544
Seal kit coil	code RG12A1PNBR7010 material no. R934003958
Other technical data	See data sheet 18350-50
Electrical	
Type of voltage	DC voltage
Coil type	S8-356 see 18325-90
Supply voltage	See data sheet 18325-90
Nominal voltage	± 10%
Power consumption	20 W
Duty cycle coil	See characteristic curves %
Type of protection	See data sheet 18325-90
Note: Coils must be ordered separately	

Ordering code



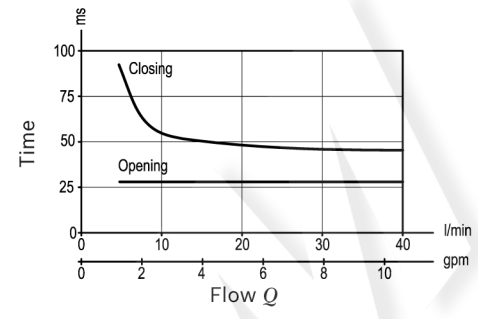
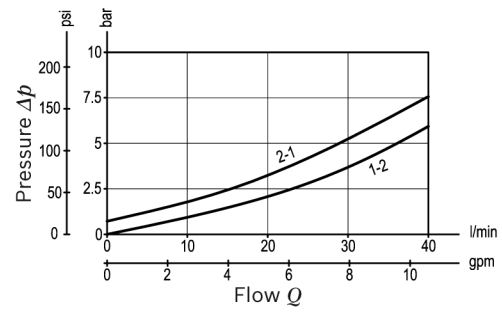
Type	Material number
OD1502181AS000	R901091102
OD1502181BS000	R901091105
OD1502181CS000	R901091106
OD1506181AS000	R901091130
OD1506181BS000	R901091131
OD1506181CS000	R901091132
OD1504181AS000	R901091121
OD1504181BS000	R901091122

Type	Material number
OD1504181CS000	R901091123
OD1510181AS000	R901091152
OD1510181BS000	R901091154
OD1510181CS000	R901091155
OD1532181AS000	R901091171
OD1532181BS000	R901091173
OD1532181CS000	R901091174

Characteristic curves

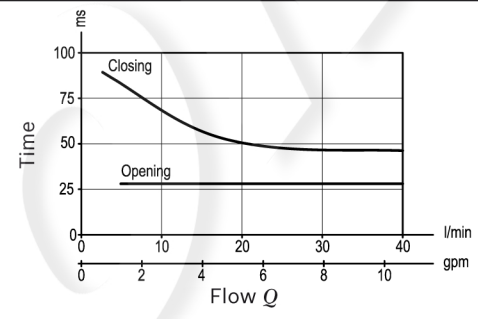
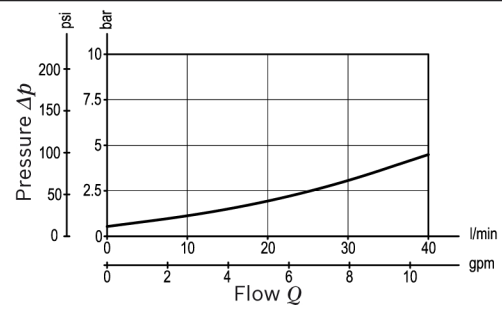
Version 1-2

Standard



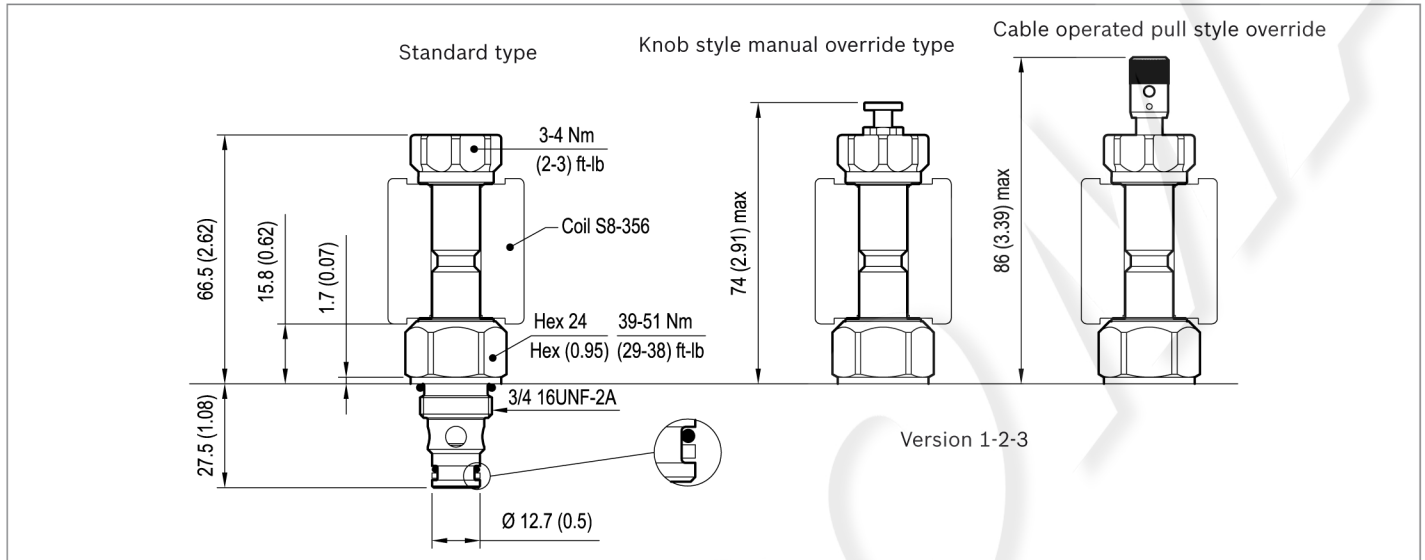
Version 3

Standard



Dimensions

▼ **Version 1: Solenoid operated valve, poppet 2-way normally open**



▼ **Version 2: Solenoid operated valve, poppet 2-way normally open**

▼ **Version 3: Solenoid operated valve, poppet 2-way double lock normally open**

