

Part number:

**HYDROMA**

HYDRAULICKÉ SYSTÉMY

**HIDROMA  
SISTEMS**

UKŁADY HYDRAULICZNE

**HYDROMA**

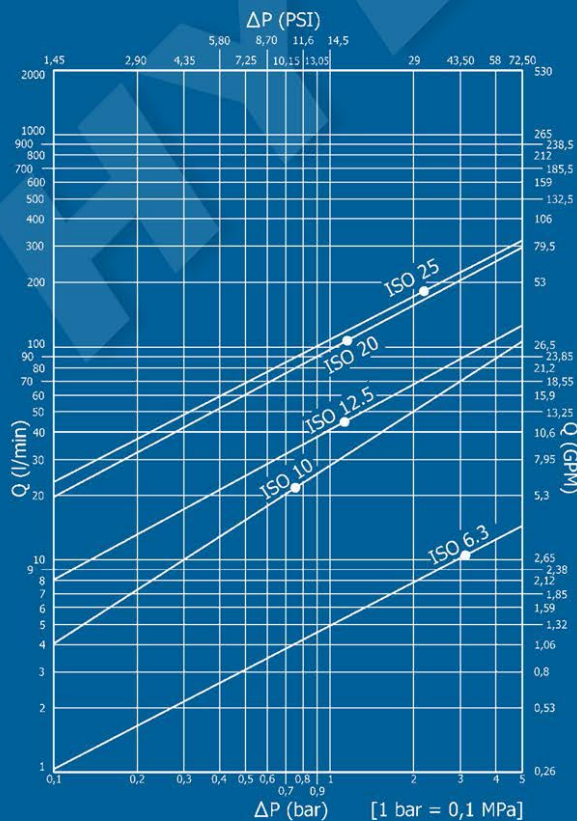
ГИДРАВЛИЧЕСКИЕ СИСТЕМЫ

**PUSH PULL – VALVOLA  
POPPET  
VENTIL  
CLAPET**

**PPV3**



Nominal size				Max working pressure	Rated flow	Max flow rate	Min burst pressure			Fluid spillage
DNP	BG	ISO	mm				Male	Female	Coupled	
06	1	6.3	5	35	12	17	180	140	140	0,5
10	2	10	8,5	30	23	46	130	150	130	1,9
13	3	12.5	10,5	23	45	90	93	160	110	2,7
20	4	19	15,7	25	106	190	120	140	110	9,3
25	5	25	17,3	22,5	189	280	90	110	97	16



**Caratteristiche tecniche**

- Norma: ISO 7241-1 A
- Ghiera: doppia azione
- Occlusione: valvola
- Aggancio: sfere radiali
- Materiale: acciaio
- Finitura: Zn-Fe (Cr III)
- Filettature: BSP – NPT – SAE – METRICHE
- Guarnizioni standard: NBR
- Temperatura d'esercizio: -25 °C +100 °C
- Guarnizioni opzionali: FKM, EPDM o altro
- Pressioni di esercizio: 225-350 bar
- Connessione in pressione: non consentita

**Technical data**

- Standard: ISO 7241-1 A
- Sleeve: double acting
- Occlusion: poppet
- Locking: radial balls
- Material: steel
- Finishing: Zn-Fe (Cr III)
- Threads: BSP – NPT – SAE – METRICS
- Standard seals: NBR
- Working temperature: -25 °C +100 °C
- Optional seals: FKM, EPDM or more
- Working pressure: 225-350 bar
- Connection under pressure: not allowed

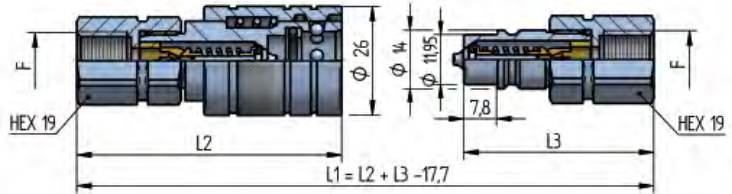
**Technische Merkmale**

- Norm: ISO 7241-1 A
- Hülse: doppelwirkend
- Verschluss: ventil
- Kupplung: Radialkugeln
- Werkstoff: Stahl
- Ausführung: Zn-Fe (Cr III)
- Gewinde: BSP – NPT – SAE – METRISCHE
- Standard-Dichtungen: NBR
- Betriebstemperatur: -25 °C +100 °C
- Dichtungen nach Wahl: FKM, EPDM, usw.
- Betriebsdruck: 225-350 bar
- Kuppeln unter Druck: nicht möglich

**Caracteristiques techniques**

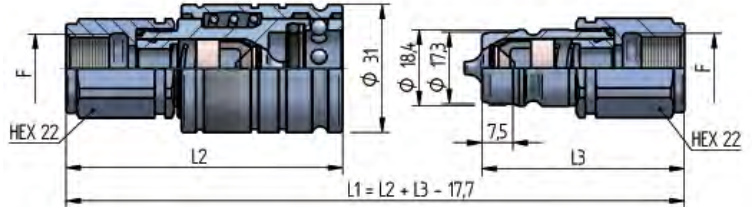
- Norme: ISO 7241-1 A
- Douille: double action
- Obturation: clapet
- Accrochage: billes radiales
- Matériel: acier
- Traitement: Zn-Fe (Cr III)
- Taraudage: BSP – NPT – SAE – METRIQUES
- Joints standard: NBR
- Température de service: -25 °C +100 °C
- Joints facultatifs: FKM, EPDM, ect.
- Pression de service: 225-350 bar
- Connexion sous pression: pas possible

PPV3 DN06 - BG 1 - ISO 6.3

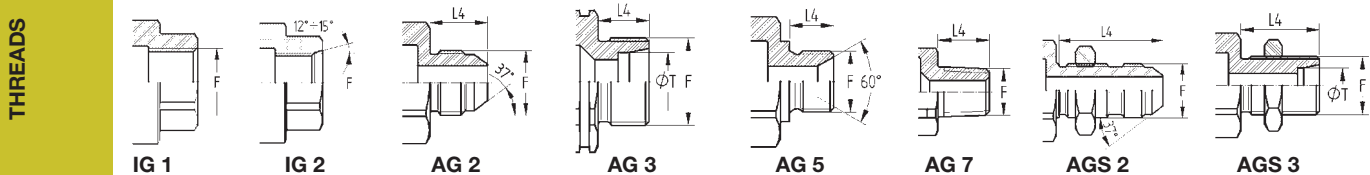


THREADS	L2	L3	L4	ØT	F	STANDARD	FEMMINA - FEMALE - MUFFE - FEMELLE			MASCHIO - MALE - STECKER - MALE		
							COD. F	Weight (g)	Packaging (pcs.)	COD. M	Weight (g)	Packaging (pcs.)
IG 1	64	45,5			BSP 1/4"	DIN 3852-2-X	PPV3.0606.112	137	180	PPV3.0606.113	55	300
							PPV3.0606.012	138	180	PPV3.0606.013	56	300
AG 3	62	42	10	Ø8L	M14x1,5	ISO 8434-1-L	PPV3.0614.302	126	180	PPV3.0614.303	43	300
AGS 3	77	57	25	Ø8L	M14x1,5	ISO 8434-1-L	PPV3.0614.502	139	100	PPV3.0614.503	56	200

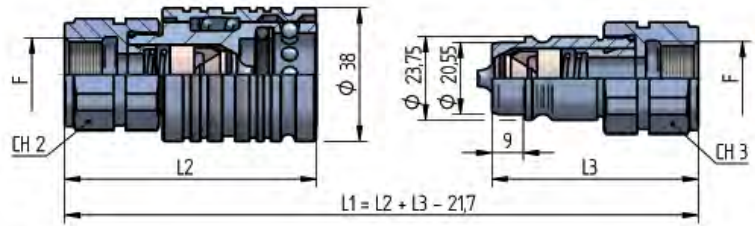
PPV3 DN10 - BG 2 - ISO 10



THREADS	L2	L3	L4	ØT	F	STANDARD	FEMMINA - FEMALE - MUFFE - FEMELLE			MASCHIO - MALE - STECKER - MALE		
							COD. F	Weight (g)	Packaging (pcs.)	COD. M	Weight (g)	Packaging (pcs.)
IG 1	67	49			BSP 1/4"	DIN 3852-2-X	PPV3.1006.112	195	60	PPV3.1006.113	82	150
					NPT 1/4"	ANSI B1.20.3	PPV3.1006.012	196	60	PPV3.1006.013	83	150
					BSP 3/8"	DIN 3852-2-X	PPV3.1010.112	186	60	PPV3.1010.113	73	150
					NPT 3/8"	ANSI B1.20.3	PPV3.1010.012	188	60	PPV3.1010.013	74	150
					M16x1,5	ISO 6149-1	PPV3.1016.102	189	60	PPV3.1016.103	75	150
					M18x1,5	ISO 6149-1	PPV3.1018.102	182	60	PPV3.1018.103	69	150
IG 2	67	49			9/16"-18 UNF 2B	SAE J 1926-1	PPV3.1015.032	192	60	PPV3.1015.033	79	150
AG 2	68,9	50,9	14,1		9/16"-18 UNF 2A	SAE J 514	PPV3.1015.302	180	60	PPV3.1015.303	66	150
AGS 2	88,1	70,1	33,3		9/16"-18 UNF 2A	SAE J 514	PPV3.1015.502	193	60	PPV3.1015.503	79	120
AG 5	69,3	51,3	12		BSP 3/8"	DIN 3852-2-B	PPV3.1010.212	188	60	PPV3.1010.213	75	150
					BSP 1/4"	DIN 3852-2-A	PPV3.1006.712	183	60	PPV3.1006.713	69	150
					BSP 3/8"	DIN 3852-2-A	PPV3.1010.712	188	60	PPV3.1010.713	75	150
AG 7	68,8	50,8	14		NPT 1/4"	ANSI B1.20.3	PPV3.1006.022	182	60	PPV3.1006.023	69	150
					R 1/4"-19	UNI ISO 7/1	PPV3.1006.042	182	60	PPV3.1006.043	69	150
AG 3	64,8	46,8	10	Ø6L	M12x1,5	ISO 8434-1-L	PPV3.1012.302	177	60	PPV3.1012.303	64	150
				Ø8L	M14x1,5	ISO 8434-1-L	PPV3.1014.302	178	60	PPV3.1014.303	65	150
				Ø10L	M16x1,5	ISO 8434-1-L	PPV3.1016.302	179	60	PPV3.1016.303	66	150
				Ø12L	M18x1,5	ISO 8434-1-L	PPV3.1018.302	180	60	PPV3.1018.303	66	150
				Ø8S	M16x1,5	ISO 8434-1-S	PPV3.1016.402	183	60	PPV3.1016.403	70	150
				Ø10S	M18x1,5	ISO 8434-1-S	PPV3.1018.402	185	60	PPV3.1018.403	72	150
				Ø12S	M20x1,5	ISO 8434-1-S	PPV3.1020.402	187	60	PPV3.1020.403	74	150
				Ø6L	M12x1,5	ISO 8434-1-L	PPV3.1012.502	194	60	PPV3.1012.503	81	120
AGS 3	80,8	62,8	26	Ø8L	M14x1,5	ISO 8434-1-L	PPV3.1014.502	198	60	PPV3.1014.503	85	120
				Ø10L	M16x1,5	ISO 8434-1-L	PPV3.1016.502	204	60	PPV3.1016.503	90	120
				Ø12L	M18x1,5	ISO 8434-1-L	PPV3.1018.502	209	60	PPV3.1018.503	95	120
				Ø8S	M16x1,5	ISO 8434-1-S	PPV3.1016.602	212	60	PPV3.1016.603	99	120
				Ø10S	M18x1,5	ISO 8434-1-S	PPV3.1018.602	219	60	PPV3.1018.603	105	120
				Ø12S	M20x1,5	ISO 8434-1-S	PPV3.1020.602	228	60	PPV3.1020.603	115	120
				Ø8L	M14x1,5	ISO 8434-1-L	PPV3.1014.502	198	60	PPV3.1014.503	85	120
				Ø10L	M16x1,5	ISO 8434-1-L	PPV3.1016.502	204	60	PPV3.1016.503	90	120

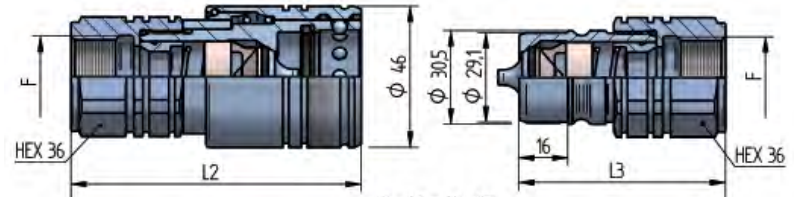


PPV3 DN13 - BG 3 - ISO 12.5



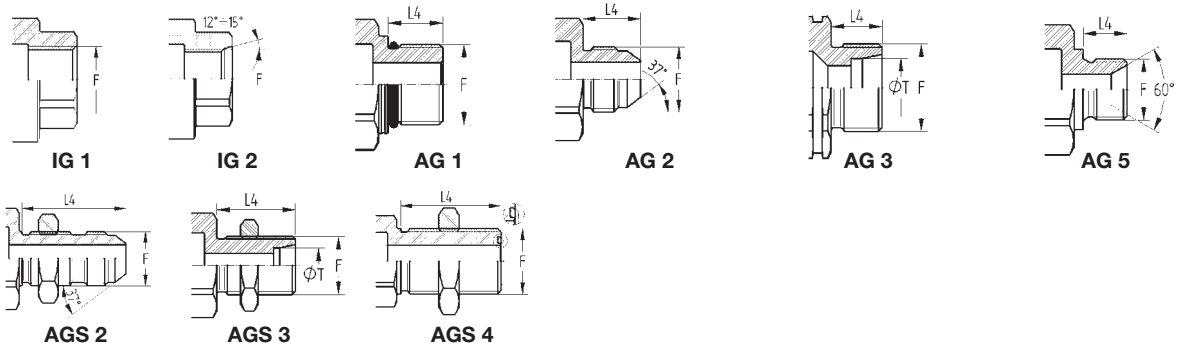
THREADS	CH 2	L 2	CH 3	L 3	L 4	Ø T	F	STANDARD	FEMMINA - FEMALE - MUFFE - FEMELLE			MASCIO - MALE - STECKER - MALE		
									COD. F	Weight (g)	Packaging (pcs.)	COD. M	Weight (g)	Packaging (pcs.)
IG 1	30	72	30	59			BSP 3/8"	DIN 3852-2-X	PPV3.1310.112	324	35	PPV3.1310.113	166	60
	30	74,5	30	61,5			NPT 3/8"	ANSI B1.20.3	PPV3.1310.012	350	35	PPV3.1310.013	192	60
	30	72	30	59			BSP 1/2"	DIN 3852-2-X	PPV3.1313.112	320	35	PPV3.1313.113	162	60
	30	75	30	62			NPT 1/2"	ANSI B1.20.3	PPV3.1313.012	334	35	PPV3.1313.013	176	60
	36	77,5	36	64,5			BSP 3/4"	DIN 3852-2-X	PPV3.1319.112	373	35	PPV3.1319.113	215	40
	36	77,5	36	64,5			NPT 3/4"	ANSI B1.20.3	PPV3.1319.012	382	35	PPV3.1319.013	224	40
	30	72	30	59			M14x1,5	ISO 6149-1	PPV3.1314.102	333	35	PPV3.1314.103	175	60
	30	72	30	59			M16x1,5	ISO 6149-1	PPV3.1316.102	327	35	PPV3.1316.103	169	60
	30	72	30	59			M18x1,5	ISO 6149-1	PPV3.1318.102	321	35	PPV3.1318.103	163	60
	30	72	30	59			M20x1,5	ISO 6149-1	PPV3.1320.102	324	35	PPV3.1320.103	166	60
IG 2	30	72	30	59			9/16"-18 UNF 2B	SAE J 1926-1	PPV3.1315.032	331	35	PPV3.1315.033	173	60
	30	72	30	59			3/4"-16 UNF 2B	SAE J 1926-1	PPV3.1319.032	326	35	PPV3.1319.033	168	60
	30	76	30	63			7/8"-14 UNF 2A	SAE J 1926-1	PPV3.1323.032	325	35	PPV3.1323.033	167	60
	30	74	30	61			M16x1,5	SAE J 2244/1	PPV3.1316.112	341	35	PPV3.1316.113	183	60
	30	72	30	59			M22x1,5	SAE J 2244/1	PPV3.1322.102	313	35	PPV3.1322.103	155	60
AG 1	27	72,1	27	59,1	11,1		3/4"-16 UNF 2A	SAE J 1926-3	PPV3.1319.332	292	35	PPV3.1319.333	134	70
	30	75	30	62	16		M20x1,5	ISO 6149-2	PPV3.1320.222	311	35	PPV3.1320.223	153	60
AG 2	30	75,7	30	62,7	16,7		3/4"-16 UNF 2A	SAE J 514	PPV3.1319.302	301	35	PPV3.1319.303	143	60
AGS 2	30	96,6	30	83,6	37,6		3/4"-16 UNF 2A	SAE J 514	PPV3.1319.502	328	35	PPV3.1319.503	170	60
	30	100,1	30	87,1	41,1		7/8"-14 UNF 2A	SAE J 514	PPV3.1323.502	344	35	PPV3.1323.503	186	60
AG 5	30	73,5	30	60,5	12		BSP 3/8"	DIN 3852-2-B	PPV3.1310.212	302	35	PPV3.1310.213	144	60
	30	76	30	63	13		BSP 1/2"	DIN 3852-2-B	PPV3.1313.212	310	35	PPV3.1313.213	152	60
	30	70	30	57	11		M16x1,5	DIN 3863-U	PPV3.1316.702	294	35	PPV3.1316.703	136	60
	30	75	30	62	16		M20x1,5	DIN 3863-U	PPV3.1320.702	307	35	PPV3.1320.703	148	60
	30	73	30	60	14		M22x1,5	DIN 3863-U	PPV3.1322.702	304	35	PPV3.1322.703	146	60
AG 3	30	69	30	56	10	08L	M14x1,5	ISO 8434-1-L	PPV3.1314.302	292	35	PPV3.1314.303	134	60
	30	70	30	57	11	10L	M16x1,5	ISO 8434-1-L	PPV3.1316.302	293	35	PPV3.1316.303	135	60
	30	70	30	57	11	12L	M18x1,5	ISO 8434-1-L	PPV3.1318.302	294	35	PPV3.1318.303	136	60
	30	71	30	58	12	15L	M22x1,5	ISO 8434-1-L	PPV3.1322.302	299	35	PPV3.1322.303	141	60
	30	71	30	58	12	18L	M26x1,5	ISO 8434-1-L	PPV3.1326.302	304	35	PPV3.1326.303	146	60
	30	71	30	58	12	10S	M18x1,5	ISO 8434-1-S	PPV3.1318.402	299	35	PPV3.1318.403	141	60
	30	71	30	58	12	12S	M20x1,5	ISO 8434-1-S	PPV3.1320.402	301	35	PPV3.1320.403	143	60
	30	73	30	60	14	14S	M22x1,5	ISO 8434-1-S	PPV3.1322.402	306	35	PPV3.1322.403	148	60
	30	73	30	60	14	16S	M24x1,5	ISO 8434-1-S	PPV3.1324.402	307	35	PPV3.1324.403	149	60
	30	75	30	62	16	20S	M30x2	ISO 8434-1-S	PPV3.1330.402	323	35	PPV3.1330.403	165	60
	27	70	27	57	11	12L	M18x1,5	ISO 8434-1-L	PPV5.1318.302	281	35	PPV5.1318.303	123	70
	AGS 3	30	85	30	72	26	08L	M14x1,5	ISO 8434-1-L	PPV3.1314.502	312	35	PPV3.1314.503	154
30		85	30	72	26	10L	M16x1,5	ISO 8434-1-L	PPV3.1316.502	318	35	PPV3.1316.503	160	60
30		85	30	72	26	12L	M18x1,5	ISO 8434-1-L	PPV3.1318.502	322	35	PPV3.1318.503	164	60
30		95	30	82	36	12L	M18x1,5	ISO 8434-1-L	PPV3.1318.512	330	35	PPV3.1318.513	172	60
30		86	30	73	27	15L	M22x1,5	ISO 8434-1-L	PPV3.1322.502	347	35	PPV3.1322.503	189	60
30		86	30	73	27	18L	M26x1,5	ISO 8434-1-L	PPV3.1326.502	378	35	PPV3.1326.503	220	60
30		86	30	73	27	10S	M18x1,5	ISO 8434-1-S	PPV3.1318.602	333	35	PPV3.1318.603	175	60
30		86	30	73	27	12S	M20x1,5	ISO 8434-1-S	PPV3.1320.602	341	35	PPV3.1320.603	183	60
30		88	30	75	29	14S	M22x1,5	ISO 8434-1-S	PPV3.1322.602	360	35	PPV3.1322.603	202	60
30		88	30	75	29	16S	M24x1,5	ISO 8434-1-S	PPV3.1324.602	365	35	PPV3.1324.603	207	60
30		88	30	75	29	20S	M30x2	ISO 8434-1-S	PPV3.1330.602	419	35	PPV3.1330.603	261	60
27		85	27	72	26	12L	M18x1,5	ISO 8434-1-L	PPV5.1318.502	309	35	PPV5.1318.503	151	70
27		86	27	73	27	15L	M22x1,5	ISO 8434-1-L	PPV5.1322.502	335	35	PPV5.1322.503	177	70

PPV3 DN20 - BG 4 - ISO 19

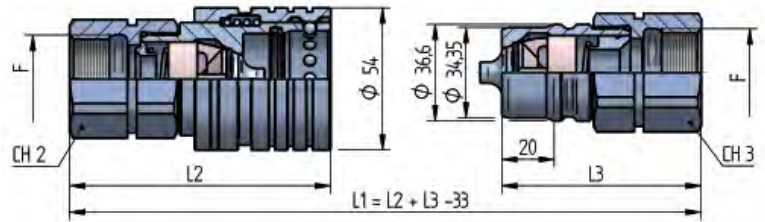


THREADS	L2	L3	L4	ØT	F	STANDARD	FEMMINA - FEMALE - MUFFE - FEMELLE			MASCIO - MALE - STECKER - MALE		
							COD. F	Weight (g)	Packaging (pcs.)	COD. M	Weight (g)	Packaging (pcs.)
IG 1	92,8	65,5			BSP 1/2"	DIN 3852-2-X	PPV3.2013.112	626	24	PPV3.2013.113	291	42
	94,3	67			NPT 1/2"	ANSI B1.20.3	PPV3.2013.012	636	24	PPV3.2013.013	301	42
	94,8	67,5			BSP 3/4"	DIN 3852-2-X	PPV3.2019.112	603	24	PPV3.2019.113	268	42
	94,3	67			NPT 3/4"	ANSI B1.20.3	PPV3.2019.012	611	24	PPV3.2019.013	277	42
	90,8	63,5			M18x1,5	ISO 6149-1	PPV3.2018.102	622	24	PPV3.2018.103	287	42
	90,3	63			M22x1,5	ISO 6149-1	PPV3.2022.102	605	24	PPV3.2022.103	270	42
	94,3	67			M26x1,5	ISO 6149-1	PPV3.2026.102	602	24	PPV3.2026.103	267	42
	94,3	67			M30x1,5	ISO 6149-1	PPV3.2030.102	575	24	PPV3.2030.103	241	42
IG 2	90,3	63			3/4"-16 UNF 2B	SAE J 1926-1	PPV3.2019.032	615	24	PPV3.2019.033	280	42
	94,3	67			7/8"-14 UNF 2B	SAE J 1926-1	PPV3.2023.032	627	24	PPV3.2023.033	292	42
	94,3	67			1"1/16-16 UN 2B	SAE J 1926-1	PPV3.2027.032	597	24	PPV3.2027.033	263	42
AG 2	101,3	74	22		1"1/16-16 UN 2A	SAE J 514	PPV3.2027.302	575	24	PPV3.2027.303	240	42
AGS 2	120,4	93,1	41,1		7/8"-14 UNF 2A	SAE J 514	PPV3.2023.502	612	10	PPV3.2023.503	278	30
	124,7	97,4	45,4		1"1/16-16 UN 2A	SAE J 514	PPV3.2027.502	645	10	PPV3.2027.503	310	30
AG 5	98,3	71	16		BSP 3/4"	DIN 3852-2-A	PPV3.2019.712	594	24	PPV3.2019.713	260	42
AG 3	90,3	63	11	12L	M18x1,5	ISO 8434-1-L	PPV3.2018.302	561	24	PPV3.2018.303	226	42
	91,3	64	12	15L	M22x1,5	ISO 8434-1-L	PPV3.2022.302	565	24	PPV3.2022.303	231	42
	91,3	64	12	18L	M26x1,5	ISO 8434-1-L	PPV3.2026.302	572	24	PPV3.2026.303	237	42
	93,3	66	14	22L	M30x2	ISO 8434-1-L	PPV3.2030.302	575	24	PPV3.2030.303	241	42
	91,3	64	12	10S	M18x1,5	ISO 8434-1-S	PPV3.2018.402	564	24	PPV3.2018.403	230	42
	91,3	64	12	12S	M20x1,5	ISO 8434-1-S	PPV3.2020.402	567	24	PPV3.2020.403	232	42
	93,3	66	14	14S	M22x1,5	ISO 8434-1-S	PPV3.2022.402	571	24	PPV3.2022.403	236	42
	93,3	66	14	16S	M24x1,5	ISO 8434-1-S	PPV3.2024.402	574	24	PPV3.2024.403	239	42
	95,3	68	16	20S	M30x2	ISO 8434-1-S	PPV3.2030.402	588	24	PPV3.2030.403	253	42
	AGS 3	105,3	78	26	12L	M18x1,5	ISO 8434-1-L	PPV3.2018.502	589	10	PPV3.2018.503	254
106,3		79	27	15L	M22x1,5	ISO 8434-1-L	PPV3.2022.502	614	10	PPV3.2022.503	279	30
106,3		79	27	18L	M26x1,5	ISO 8434-1-L	PPV3.2026.502	646	10	PPV3.2026.503	311	30
113,3		86	34	22L	M30x2	ISO 8434-1-L	PPV3.2030.502	682	10	PPV3.2030.503	348	30
106,3		79	27	10S	M18x1,5	ISO 8434-1-S	PPV3.2018.602	597	10	PPV3.2018.603	262	30
106,3		79	27	12S	M20x1,5	ISO 8434-1-S	PPV3.2020.602	608	10	PPV3.2020.603	273	30
108,3		81	29	14S	M22x1,5	ISO 8434-1-S	PPV3.2022.602	623	10	PPV3.2022.603	289	30
108,3		81	29	16S	M24x1,5	ISO 8434-1-S	PPV3.2024.602	631	10	PPV3.2024.603	296	30
113,3	86	34	20S	M30x2	ISO 8434-1-S	PPV3.2030.602	677	10	PPV3.2030.603	343	30	
AGS 4	117,8	90,5	38,5		1"-14 UNS 2A	SAE J 1453	PPV3.2025.532	644	10	PPV3.2025.533	310	30

THREADS

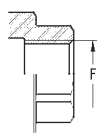


PPV3 DN25 - BG 5 - ISO 25

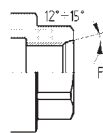


THREADS	CH2	L2	CH3	L3	L4	ØT	F	STANDARD	FEMMINA - FEMALE - MUFFE - FEMELLE			MASCHIO - MALE - STECKER - MALE		
									COD. F	Weight (g)	Pack. (pcs.)	COD. M	Weight (g)	Packaging (pcs.)
IG 1	41	99,5	41	76			BSP 3/4"	DIN 3852-2-X	PPV3.2519.112	870	18	PPV3.2519.113	453	30
	41	99,5	41	76			NPT 3/4"	ANSI B1.20.3	PPV3.2519.012	877	18	PPV3.2519.013	460	30
	41	99,5	41	76			BSP 1"	DIN 3852-2-X	PPV3.2525.112	815	18	PPV3.2525.113	398	30
	41	99,5	41	76			NPT 1"	ANSI B1.20.3	PPV3.2525.012	827	18	PPV3.2525.013	411	30
	41	99,5	41	76			M30x1,5	ISO 6149-1	PPV3.2530.102	842	18	PPV3.2530.103	426	30
IG 2	41	99,5	41	76			1"1/16-16 UN 2B	SAE J 1926-1	PPV3.2527.032	863	18	PPV3.2527.033	447	30
	41	99,5	41	76			1"5/16-12 UN 2B	SAE J 1926-1	PPV3.2533.032	842	18	PPV3.2533.033	389	30
AG 5	41	101,5	41	78	18		BSP 1"	DIN 3852-2-B	PPV3.2525.212	814	18	PPV3.2525.213	398	30
	41	97,5	41	74	17		BSP 1"	BS B5200	PPV3.2525.702	790	18	PPV3.2525.703	373	30
	41	99,5	41	76	16		BSP 3/4"	DIN 3852-2-A	PPV3.2519.712	788	18	PPV3.2519.713	372	30
	41	101,5	41	78	18		BSP 1"	DIN 3852-2-A	PPV3.2525.712	814	18	PPV3.2525.713	398	30
AG 3	41	92,5	41	69	12	18L	M26x1,5	ISO 8434-1-L	PPV3.2526.302	765	18	PPV3.2526.303	348	30
	41	94,5	41	71	14	22L	M30x2	ISO 8434-1-L	PPV3.2530.302	770	18	PPV3.2530.303	353	30
	41	94,5	41	71	14	28L	M36x2	ISO 8434-1-L	PPV3.2536.302	775	18	PPV3.2536.303	359	30
	46	96,5	46	73	16	35L	M45x2	ISO 8434-1-L	PPV3.2545.302	863	18	PPV3.2545.303	447	30
	41	96,5	41	73	16	20S	M30x2	ISO 8434-1-S	PPV3.2530.402	781	18	PPV3.2530.403	364	30
	41	98,5	41	75	18	25S	M36x2	ISO 8434-1-S	PPV3.2536.402	803	18	PPV3.2536.403	387	30
	46	100,5	46	77	20	30S	M42x2	ISO 8434-1-S	PPV3.2542.402	884	10	PPV3.2542.403	468	25
	55	102,5	55	79	22	38S	M52x2	ISO 8434-1-S	PPV3.2552.402	1072	10	PPV3.2552.403	655	25
	AGS 3	41	114,5	41	91	34	18L	M26x1,5	ISO 8434-1-L	PPV3.2526.502	817	10	PPV3.2526.503	436
41		114,5	41	91	34	22L	M30x2	ISO 8434-1-L	PPV3.2530.502	831	10	PPV3.2530.503	462	25
41		114,5	41	91	34	28L	M36x2	ISO 8434-1-L	PPV3.2536.502	858	10	PPV3.2536.503	499	25
46		120,5	46	97	40	35L	M45x2	ISO 8434-1-L	PPV3.2545.502	1049	10	PPV3.2545.503	714	25
41		116,5	41	93	36	20S	M30x2	ISO 8434-1-S	PPV3.2530.602	848	10	PPV3.2530.603	479	25
41		118,5	41	95	38	25S	M36x2	ISO 8434-1-S	PPV3.2536.602	898	10	PPV3.2536.603	540	25
46		120,5	46	97	40	30S	M42x2	ISO 8434-1-S	PPV3.2542.602	1003	10	PPV3.2542.603	650	20
55		133,5	55	110	53	38S	M52x2	ISO 8434-1-S	PPV3.2552.602	1366	10	PPV3.2552.603	949	20

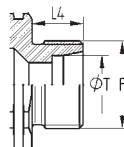
THREADS



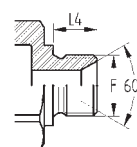
IG 1



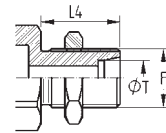
IG 2



AG 3



AG 5



AGS 3

PLASTIC



NOMINAL SIZE			FEMALE DUST PLUG			MALE DUST CAP			COLOUR	MATERIAL
DNP	BG	ISO	COD. F	Weight (g)	Packaging (pcs.)	COD. M	Weight (g)	Packaging (pcs.)		
06	1	6.3	SPAV.06002	4	200	SPAV.06003	4	150	RED	Polyethylene
10	2	10	SPAV.10002	14	100	SPAV.10003	16	100	RED	PVC
13	3	12.5	SPAV.13002	20	50	SPAV.13003	21	50	RED	PVC
13	3	12.5	SPAV.13012	20	50	SPAV.13013	21	50	YELLOW	PVC
13	3	12.5	SPAV.13022	20	50	SPAV.13023	21	50	GREEN	PVC
13	3	12.5	SPAV.13032	20	50	SPAV.13033	21	50	BLUE	PVC
13	3	12.5	SPAV.13042	20	50	SPAV.13043	21	50	BLACK	PVC
13	3	12.5	SPAV.13052	20	50	SPAV.13053	21	50	WHITE	PVC
20	4	19	SPAV.20002	33	50	SPAV.20003	39	25	RED	PVC
25	5	25	SPAV.25002	16	50	SPAV.25003	19	25	RED	Polyethylene

METAL



NOMINAL SIZE			FEMALE DUST PLUG			MALE DUST CAP			COLOUR	MATERIAL
DNP	BG	ISO	COD. F	Weight (g)	Packaging (pcs.)	COD. M	Weight (g)	Packaging (pcs.)		
06	1	6.3	SPAV.06202*	33	100	SPAV.06203*	35	100	-	Aluminium
10	2	10	SPAV.10202	42	80	SPAV.10203	50	80	-	Aluminium
13	3	12.5	SPAV.13202	51	50	SPAV.13203	70	50	-	Aluminium
20	4	19	SPAV.20202	66	25	SPAV.20203	107	25	-	Aluminium
25	5	25	SPAV.25202*	88	20	SPAV.25203*	160	20	-	Aluminium

\* REALIZZATI SU RICHIESTA DEL CLIENTE - AVAILABLE ON REQUEST - AUF ANFRAGE LIEFERBAR - DISPONIBLES SUR DEMANDE

AUTOMATIC



NOMINAL SIZE			AUTOMATIC FEMALE CAP			AUTOMATIC MALE CAP			COLOUR	MATERIAL
DNP	BG	ISO	COD. F	Weight (g)	Packaging (pcs.)	COD. M	Weight (g)	Packaging (pcs.)		
13	3	12.5	SPPV.13302	22	100	SPPV.13303	59	40	BLACK	Nylon
13	3	12.5	SPPV.13312	22	100				YELLOW	Nylon
13	3	12.5	SPPV.13322	22	100				GREEN	Nylon
13	3	12.5	SPPV.13332	22	100				BLUE	Nylon
13	3	12.5	SPPV.13342	22	100	SPPV.13343	59	40	RED	Nylon

GUARNIZIONI DI RICAMBIO / SPARE PARTS / ERSATZDICHTUNGEN / JOINTS

AL CODICE DELLA GUARNIZIONE IN NBR AGGIUNGERE 'E' PER EPDM o 'V' PER VITON

TO THE NBR GASKET CODE ADD 'E' FOR EPDM OR 'V' FOR VITON

ZU DER ARTIKELNR. DER NBR DICHTUNG GEBEN SIE 'E' FUER EPDM ODER 'V' FUER VITON AN

AU CODE DU JOINT EN NBR JOINDRE 'E' POUR EPDM OU 'V' POUR VITON

NOMINAL SIZE			FEMALE GASKET	
DNP	BG	ISO	NBR	PTFE
06	1	6.3	PAV.006.120	PAV.006.130
10	2	10	PPV.010.120	PPV.010.130
13	3	12.5	PPV.013.120	PPV.013.130
20	4	19	PAV.019.120	PAV.019.130
25	5	25	PAV.025.120	PAV.025.130