

Part number:

**HYDROMA**

HYDRAULICKÉ SYSTÉMY

**HIDROMA  
SYSTEMS**

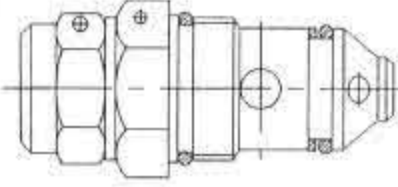
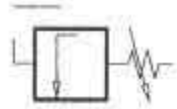
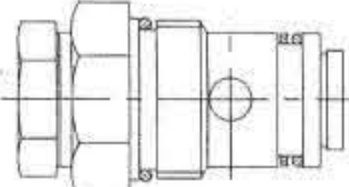

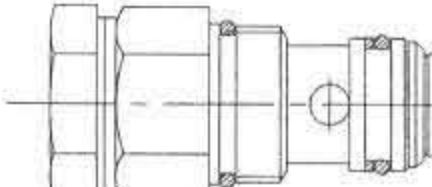
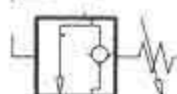
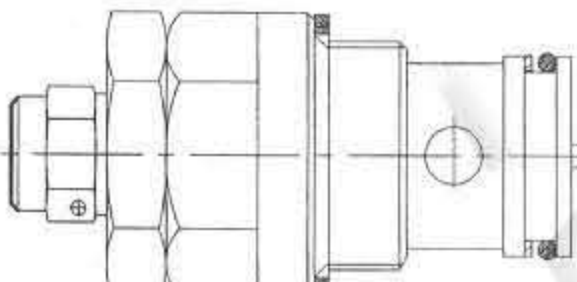

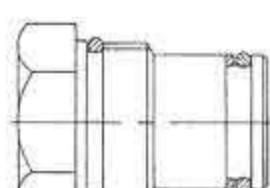
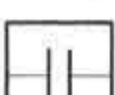
UKŁADY HYDRAULICZNE

**HYDROMA**

ГИДРАВЛИЧЕСКИЕ СИСТЕМЫ

SECTIONAL VALVES  
WORKING SECTION**W**

## AUXILIARY VALVE

Design	Circuit	Description	Code	D9	D3	D3M	D4	D6	D16	D12	D20	D25	D40	D50
		Service line relief valve Service port A	01PA	•	•	•	•	•	•	•	•	•	•	
		Service line relief valve Service port B	01PB	•	•	•	•	•	•	•	•	•	•	•
		Anticavitation valve Service port A	02PA	•	•	•	•	•	•	•	•	•	•	
		Anticavitation valve Service port B	02PB	•	•	•	•	•	•	•	•	•	•	•
		Combination valve Service port A	03PA	•		•		•	•	•	•	•		
		Combination valve Service port B	03PB	•		•		•	•	•	•	•	•	
		Pilot operated combination valve Service port A	04PA								•	•	•	
		Pilot operated combination valve Service port B	04PB									•	•	•
		Valve plug Service port A	05PA	•	•	•	•	•	•	•	•	•	•	
		Valve plug Service port B	05PB	•	•	•	•	•	•	•	•	•	•	•