

Part number:

HYDROMA

HYDRAULICKÉ SYSTÉMY

HIDROMA
SISTEMS

UKŁADY HYDRAULICZNE

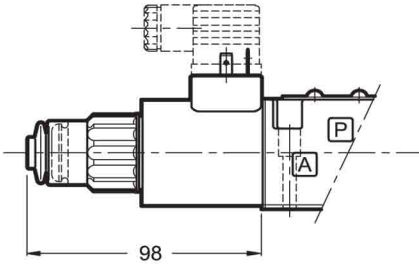
HYDROMA

ГИДРАВЛИЧЕСКИЕ СИСТЕМЫ

13 - MANUAL OVERRIDES

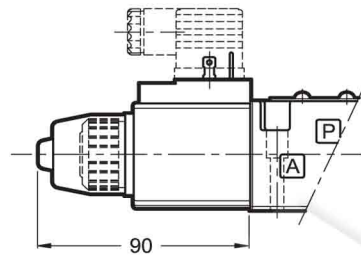
13.1 - Manual override, boot protected

CM-DS3/11 - Version for DC solenoid valve



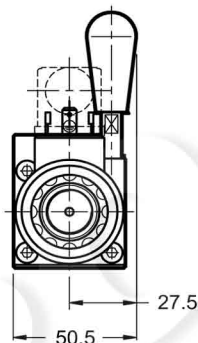
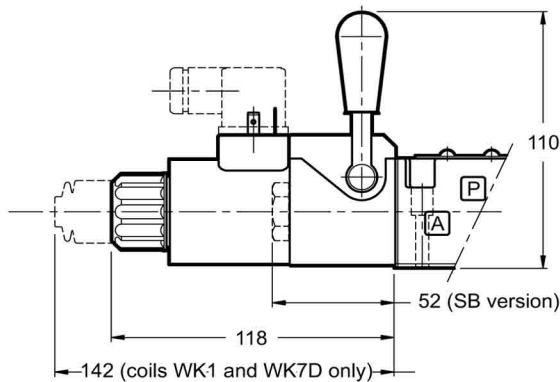
Code: 3401150006

Version for AC solenoid valve



Code: 0269201

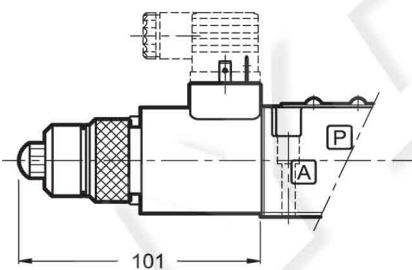
13.2 - CH-DS3/11 Lever manual override (only for DC solenoid valve)



NOTE: The lever device is always located in the A side of the valve.

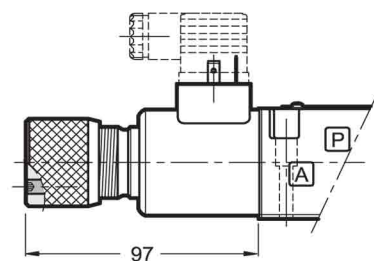
The high resistance to corrosion valves (par. 16) are equipped with a boot for solenoid tube protection.

13.3 - CP-DS3/10 Push manual override (only for DC solenoid valve)

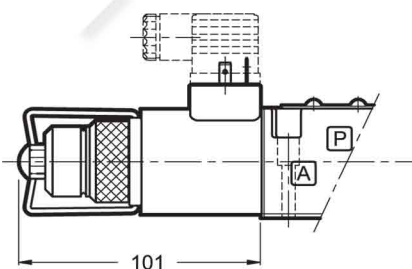


Code: 3401150005

13.4 - CK-DS3/10 Knob manual override (only for DC solenoid valve)



13.5 - CPK-DS3/10 Push manual override with mechanical retention (only for DC solenoid valve)



Code: 3401150004

When the set screw is screwed and its point is aligned with the edge of the knob, tighten the knob till it touches the spool: in this position the override is not engaged and the valve is de-energized. After adjusting the override, tighten the set screw in order to avoid the knob loosening.

Spanner: 3 mm

Code: 3401150009