

Part number:

HYDROMA
 HYDRAULICKÉ SYSTÉMY

HIDROMA
 SISTEMS
 UKŁADY HYDRAULICZNE

HYDROMA
 ГИДРАВЛИЧЕСКИЕ СИСТЕМЫ

Tubo capillare per alta pressione e raccordi

Micro hose for high pressure and fittings

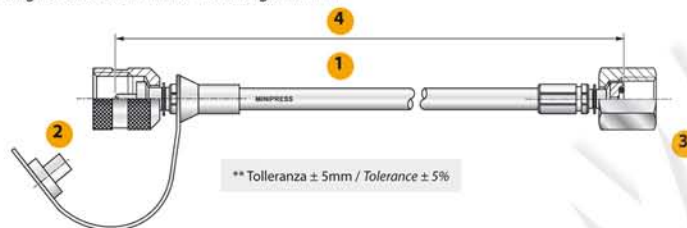


Come ordinare un tubo raccordato

How to order a hose assembly

Codice ordine / Order code			
RD2	31TTN000	36140000	L1500

- 1 Tipologia di tubo / hose type
 2 Codice raccordo 1 * / Fitting 1 part number *
 3 Codice raccordo 2 * / Fitting 2 part number *
 4 Lunghezza tubo in mm / Hose length in mm **



* I codici indicati nelle tabelle del catalogo, secondo nostro standard, descrivono articoli in acciaio carbonio con tenute in NBR. Per differenti opzioni si veda la pagina seguente / The codes in the catalogue's charts, according to our standard configuration, are produced in carbon steel and assembled with NBR sealing. For different options please refer to the following page.

Configurazione tubo raccordato standard Per tipologie di raccordi e lunghezze differenti si prega di contattare il ns ufficio commerciale

Hose assembly standard configuration For different fittings and lengths please contact our sales office

Scelta della tipologie di tubo / Choose the hose type		
RD2	RD3	RD4
Opzione standard 1: ambo i lati raccordo femmina dritto M16X2 / Standard option 1: both ends straight female fitting M16X2		
31TTN000 - 31TTN000	31TTN003 - 31TTN003	31TTN004 - 31TTN004
Opzione 2: raccordo femmina dritto M16X2 + femmina dritto 1/4" per manometro analogico / Option 2: straight female fittings M16X2 + straight female 1/4" per analog gauge		
31TTN000 - 36140000	31TTN003 - 3614OR03	31TTN004 - 3614OR04
Opzione 3: raccordo ambo i lati femmina dritta M16X1,5 / Option 3: both ends straight female fitting 16X1,5		
31TTS000 - 31TTS000	31TTS003 - 31TTS003	31TTS004 - 31TTS004
Opzione 4: ambo i lati raccordo femmina dritto M12,65X1,5 / Option 4: both ends straight female fitting M12,65X1,5		
31S12000 - 31S12000	31S12003 - 31S12003	31S12004 - 31S12004
Opzione 5: raccordo ambo i lati attacco dritto baionetta / Option 5: both ends straight plug in connection		
33TD0000 - 33TD0000	33TD0003 - 33TD0003	33TD0004 - 33TD0004
Si prega di scegliere tra le seguenti lunghezze standard in mm / Please choose among the following standard lengths in mm		
L200 - L400 - L630 - L800 - L1000 - L1500 - L2000 - L2500 - L3000 - L3500 - L4000 mm		

Normativa di riferimento

Reference regulations

Riferimento tubo / Hose code	
RD2 - RD3 - RD4	
Adatto per passaggio di oli minerali, oli idraulici tipo ASTM 3, benzine. Resistenza chimica all'olio per freni (tipo DOT 4) For mineral and hydraulic oil, type ASTM 3. fuel. Brake systems oil (type DOT 4).	

		RD2	RD3	RD4
Diametro esterno / Outside diameter	[mm]	5	6	8
Diametro interno / Inside diameter	[mm]	2.2	3	4
Pressione max. di lavoro / Max. working pressure	[bar]	630	500	500
Pressione minima di scoppio / Min. bursting pressure	[bar]	1890	1500	1500
Raggio minimo / Min. bending radius	[mm]	20	25	35
Temperature di esercizio / Working temperature	°C	-40...+100	-40...+100	-40...+100
Materiale anima / Core material	Poliestere termoplastico / Thermoplastic polyester			
Materiale treccia / Braid material	Fibra aramidica / Aramidic fibre			
Ricopertura est. / Cover material	Poliuretano antiabrasione / Antiabrasion polyurethane			
NS Codice / Our P/N		00RSD200	00RSD300	00RSD400



Tubo capillare per alta pressione e raccordi

Micro hose for high pressure and fittings

Opzioni di produzione e assemblaggio

Production and assembly options

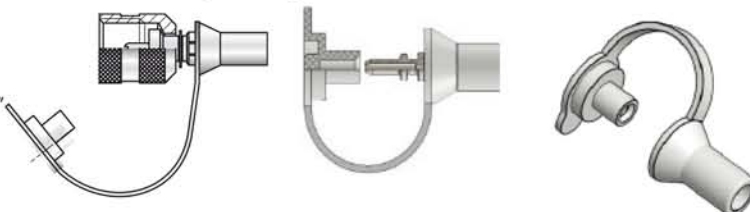
-AI Acciaio inossidabile:
codice raccordo o tubo + "-AI"
Stainless steel:
fitting or hose assembly code + "-AI"

-V Guarnizioni in FKM:
codice raccordo o tubo + "-V"
FKM sealing:
fitting or hose assembly code + "-V"

-E Guarnizioni in EPDM:
codice raccordo o tubo + "-E"
EPDM sealing:
fitting or hose assembly code + "-E"

Cappuccio parapolvere in plastica per raccordi RD2 e RD4 F16X2, 16X1.5, S12,65X1,65 e baionetta

Anti-dust plastic cap suitable for RD2 and RD4 F16X2, 16X1.5, S12,65X1,65 and plug-in fittings



Codice/Ref.
32CP0000
32CP0004

Parapolvere protettivo per boccola in plastica per raccordi RD2 e RD4

Ferrules anti-dust cap for RD2 and RD4 fittings

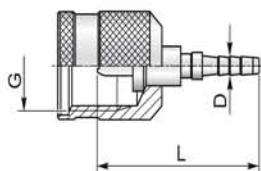


Codice/Ref.
32CS0000
32CS0004

I tubi capillari RD2 e RD4 raccordati sono sempre dotati di parapolvere 32CP000X e/o 32CS000X.
In caso di acquisto di raccordi sciolti, i parapolvere 32CP000X e/o 32CS000X sono inclusi nel codice del raccordo.
RD2 and RD4 hose assemblies are always complete with the anti-dust caps 32CP000X and/or 32CS000X. In case of purchase of loose fittings, the anti-dust caps 32CP000X and/or 32CS000X are included in the fitting's part number.

Raccordo connessione avvitabile per miniprese

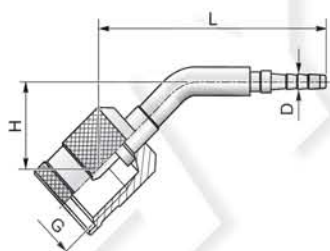
Test coupling threaded female fitting



Tubo / Hose	G	L	D	Codice/Ref.
RD2	M16x2*	32.5	2.0	31TTN000
	M16x1.5*	32.5	2.0	31TTS000
	M12.65x1.5	32.5	2.0	31S12000
RD3	M16x2	37.2	3.0	31TTN003
	M16x1.5	37.2	3.0	31TTS003
	M12.65x1.5	37.2	3.0	31S12003
RD4	M16x2*	36.5	4.0	31TTN004
	M16x1.5*	36.5	4.0	31TTS004
	M12.65x1.5	36.5	4.0	31S12004

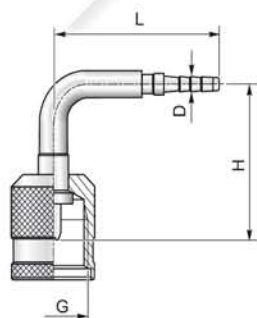
* Disponibili in acciaio inossidabile/ Available in Stainless steel

45°



Tubo / Hose	G	L	H	D	Codice/Ref.
RD2	M16x2	48	18	2.0	31TTN040
	M16x1.5	48	18	2.0	31TTS040
	M12.65x1.5	48	18	2.0	31S12040
RD3	M16x2	48	18.5	3.0	31TTN043
	M16x1.5	48	18.5	3.0	31TTS043
	M12.65x1.5	48	18.5	2.0	31S12043
RD4	M16x2	53	18.5	4.0	31TTN044
	M16x1.5	53	18.5	4.0	31TTS044
	M12.65x1.5	53	18.5	4.0	31S12044

90°



Tubo / Hose	G	L	H	D	Codice/Ref.
RD2	M16x2*	34.5	31.5	2.0	31TTN090
	M16x1.5	34.5	31.5	2.0	31TTS090
	M12.65x1.5	34.5	31.5	2.0	31S12090
RD3	M16x2	34.5	31.5	3.0	31TTN093
	M16x1.5	34.5	31.5	3.0	31TTS093
	M12.65x1.5	34.5	31.5	3.0	31S12093
RD4	M16x2	34.5	31.5	4.0	31TTN094
	M16x1.5	34.5	31.5	4.0	31TTS094
	M12.65x1.5	34.5	31.5	4.0	31S12094

* Disponibili in acciaio inossidabile/ Available in Stainless steel

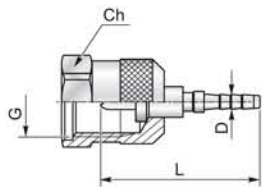
Tubo capillare per alta pressione e raccordi

Micro hose for high pressure and fittings



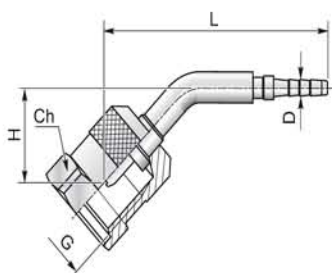
Raccordo connessione avvitabile per miniprese con dado esagonale

Test coupling threaded female fitting with hexagonal nut

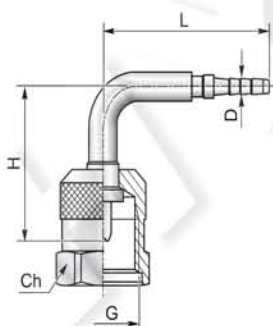


Tubo / Hose	G	L	Ch	D	Codice/Ref.
RD2	M16x2*	32.5	19	2.0	31TTN600
	M16x1.5	32.5	19	2.0	31TTS600
RD3	M16x2	37.2	19	3.0	31TTN603
	M16x1.5	37.2	19	3.0	31TTS603
RD4	M16x2	36.5	19	4.0	31TTN604
	M16x1.5	36.5	19	4.0	31TTS604

* Disponibili in acciaio inossidabile/ Available in Stainless steel



45°						
Tubo / Hose	G	L	H	Ch	D	Codice/Ref.
RD2	M16x2	48	18	19	2.0	31TTN640
	M16x1.5	48	18	19	2.0	31TTS640
RD3	M16x2	48	18.5	19	3.0	31TTN643
	M16x1.5	48	18.5	19	3.0	31TTS643
RD4	M16x2	53	18.5	19	4.0	31TTN644
	M16x1.5	53	18.5	19	4.0	31TTS644



90°						
Tubo / Hose	G	L	H	Ch	D	Codice/Ref.
RD2	M16x2	34.5	31	19	2.0	31TTN690
	M16x1.5	34.5	31	19	2.0	31TTS690
RD3	M16x2	34.5	31	19	3.0	31TTN693
	M16x1.5	34.5	31	19	3.0	31TTS693
RD4	M16x2	34.5	31	19	4.0	31TTN694
	M16x1.5	34.5	31	19	4.0	31TTS694