

Part number:

**HYDROMA**

HYDRAULICKÉ SYSTÉMY

**HIDROMA  
SISTEMS**

UKŁADY HYDRAULICZNE

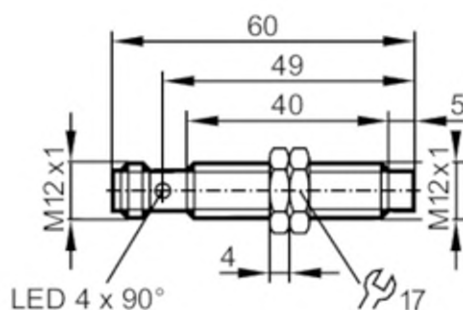
**HYDROMA**

ГИДРАВЛИЧЕСКИЕ СИСТЕМЫ

## GF854S

### Fail-safe inductive sensor

GIFK4004-2PO/SIL2/US



#### Product characteristics

Electrical design		PNP
Output function		2 x OSSD (A1 and A2)
Enable zone	[mm]	> 6
Housing		threaded type
Dimensions	[mm]	M12 x 1 / L = 60

#### Application

Special feature		Gold-plated contacts
Type of operation		permanent operation
Safety-related function		safe state when damped correctly
Application		Use in mobile and harsh applications

#### Electrical data

Operating voltage	[V]	8...32 DC
Rated insulation voltage	[V]	60
Current consumption	[mA]	< 20
Protection class		III
Reverse polarity protection		yes
Max. power-on delay time	[ms]	1000

#### Outputs

Electrical design		PNP
Output function		2 x OSSD (A1 and A2)
Max. voltage drop switching output DC	[V]	2.5; (30 mA)
Minimum load current	[mA]	1
Permanent current rating of switching output DC	[mA]	50
Switching frequency DC	[Hz]	10
Output data		Interface type C class 1
Output voltage at 24 V		compatible with EN 61131-2 inputs type 1, 2
Short-circuit protection		yes
Overload protection		yes
Max. capacitive load CL_max	[nF]	20

# GF854S

## Fail-safe inductive sensor

GIFK4004-2PO/SIL2JUS

Detection zone		
Enable zone	[mm]	> 6
Safe switch-off distance s(ao)	[mm]	< 3
Accuracy / deviations		
Correction factor		steel: 1 / stainless steel: 0.7 / brass: 0.4 / aluminium: 0.4 / copper: 0.3
Hysteresis	[% of Sr]	1...10
Response times		
Response time to safety request	[ms]	5
Response time when approaching the enable zone	[ms]	5
Risk time (response time for safety-related faults)	[ms]	100

HYDROTECH

# GF854S

## Fail-safe inductive sensor

GIFK4004-2PO/SIL2JUS

Operating conditions		
Ambient temperature [°C]	-40...85	
Max. relative air humidity [%]	50; (70 °C; <70 °C: >50 %)	
Max. height above sea level [m]	5000	
Ionising radiation	not permissible	
Protection	IP 65; IP 67; IP 68; IP 69K; (with ifm socket duly screwed on)	
Chemical media	test according to ISO 16750-5	
	the following media were tested for 22 hours at 60 °C	coolants (HoughtonHocut4480 Oemeta HYCUT ET 46)
	The following media were tested for 22 hours at 75 °C	hydraulic fluids (Fuchs Renoling B15 VG 46 HLP Total BiohydranTMP 4HEES Fuchs Hydrotherm 46 M HFC)
		transmission oils (Fuchs TITAN ATF 3353 Dexron III)
		diesel
		biodiesel
		urea (AdBlue)
		brake fluid (K2 TURBO DOT 4)
	the following media were tested for 22 hours at 23 °C	corrosion protection (Sonax special preservation wax ) cold cleaner (Sonax cold cleaner S ) ammonia-based cleaner (Weco Dr. Webers Salmiak-Konzentrat (concentrated ammonium chloride) )
		battery acid
	the following media were tested for 2 hours at 23 °C	wheel rim cleaner (Sonax Xtreme Plus)
	the following media were tested for 10 minutes at 23 °C	premium-grade petrol lead-free

# GF854S

## Fail-safe inductive sensor


GIFK4004-2PO/SIL2JUS

Tests / approvals		
EMC	industrial environments	
	EN 60947-5-3	
	EN 61000-4-2 ESD	6 kV CD / 8 kV AD
	EN 61000-4-3 HF radiated	20 V/m
	EN 61000-4-4 Burst	2 kV
	EN 61000-4-5 Surge	2 kV
	EN 61000-4-6 HF conducted	10 V
	EN 61000-4-8	30 A/m 50/60 Hz / 1000 A/m 0 Hz
	EN 55011	class B
	mobile applications	only for operation with central load-dump suppression (58 V) / not for active operation during motor start phase in 12 V systems
	ISO 10605 ESD	8 kV CD / 15 kV AD
	ISO 11452-2, ISO 11452-5 radiated immunity	100 V/m
	ISO 7637-2, ISO 16750-2 conducted immunity	12 V / 24 V
	pulse	1 2a 3a 3b 4 5b
	severity level	III III III III III III 58V
failure criterion	B B B A A C/B A	
EN 55025		
Vibration resistance	EN 60068-2-6 Fc	20 g (10...3000 Hz) / 50 sweep cycles, 1 octave per minute, in 3 axes
Broadband noise	EN 60068-2-64 h	5,9 g (10...2000 Hz) / effective acceleration for chassis mounting
Shock resistance	EN 60068-2-27 Ea	100 g 11 ms half-sine; 3 shocks each in every direction of the 3 coordinate axes
Continuous shock resistance	EN 60068-2-27 Ea	40 g 6 ms; 4000 shocks each in every direction of the 3 coordinate axes
Fast temperature change	EN 60068-2-14 Na	TA = -40°C; TB = 85°C; t1 = 30 min; t2 = 10 s 100 cycles
Salt spray test	EN 60068-2-52 Kb	severity level 5 (4 test cycles)
UL approval	Ta	< 70 °C
	Enclosure type	Type 1
	power supply	Limited Voltage/Current
	File number UL	E174191
Safety classification		
Complies with the requirements	ISO 13849-1: 2015 category 2, PL d	
	IEC 61508 SIL 2	
	IEC 62061 SIL 2	
Mission time TM [h]	≤ 87600	
Mission time TM (additional indication)	industrial environments Temperature range -25...70 °C	≤ 175200
PFH [1/h]	< 5E-08	

# GF854S

## Fail-safe inductive sensor

GIFK4004-2PO/SIL2/US

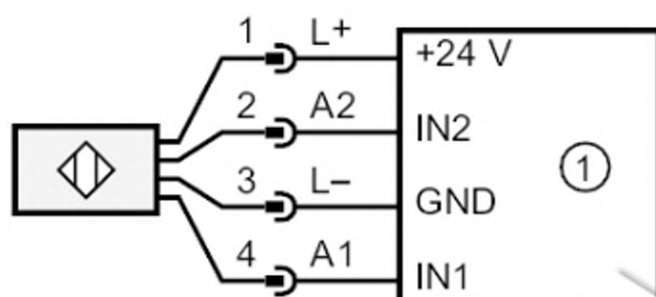
Mechanical data		
Weight	[g]	86.8
Housing		threaded type
Mounting		non-flush mountable
Dimensions	[mm]	M12 x 1 / L = 60
Thread designation		M12 x 1
Materials		threaded sleeve: brass white bronze coated; sensing face: LCP; LED window: PEI; lock nuts: brass white bronze coated
Tightening torque	[Nm]	< 7
Displays / operating elements		
Display	Display switching status	4 LED, yellow
Accessories		
Items supplied		lock nuts: 2
Remarks		
Remarks		material for secure mounting not supplied; fixing must be done by the user meets the environmental and EMC requirements for operation in agricultural and forestry machinery, earthworks and construction machines as well as in industrial trucks When used in industrial trucks, the screen of the connection cable has to be connected to the sensor. Unless stated otherwise, all data refer to the reference target plate to IEC 60947-5-2 over the whole temperature range. (FE360 = ST37-2K) 12x12x1 mm
Pack quantity		1 pcs.
Electrical connection - plug		
Connector: 1 x M12; coding: A; Contacts: gold-plated		
		

# GF854S

## Fail-safe inductive sensor

GIFK4004-2PO/SIL2/US

### Connection



1: safety-related logic unit