

Part number:

HYDROMA

HYDRAULICKÉ SYSTÉMY

**HIDROMA
SYSTEMS**

UKŁADY HYDRAULICZNE

HYDROMA

ГИДРАВЛИЧЕСКИЕ СИСТЕМЫ

Coils - Connectors

COIL D36 - CLASS H - 20 W

OD.02.36 - X - Y - Z

DIN 43650-ISO 4400
IP65

AMP JUNIOR
HORIZONTAL
IP67

AMP JUNIOR
VERTICAL
IP67

TECHNICAL DATA

Weight: 0.18 kg (0.40 lbs)

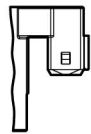
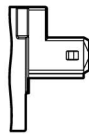
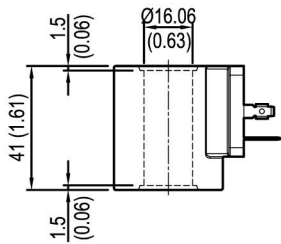
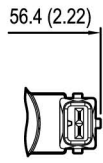
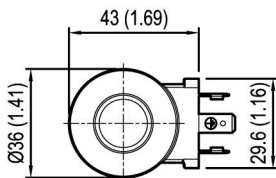
Power: 20 W

Heat insulation Class H: 180°C (356°F)

Storage ambient temperature range: -40 to 100 °C (-40 to 212 °F)

Operating ambient temperature range: -30 to 90 °C (-22 to 194 °F)

Further performance limits in terms of temperature and voltage fluctuations: please refer to data sheet of the solenoid valve where D36 coil is mounted.



X	Y	Connections	Circuit	Voltage
01	30	DIN 43650 - ISO 4400	Standard	DC
07	30	AMP JUNIOR H	Standard	DC
07	3P	AMP JUNIOR V	Standard	DC
14	30	DIN 43650 - ISO 4400	Bidirectional Diode	DC
15	30	AMP JUNIOR H	Bidirectional Diode	DC
15	3P	AMP JUNIOR V	Bidirectional Diode	DC

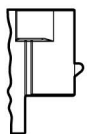
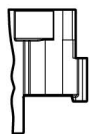
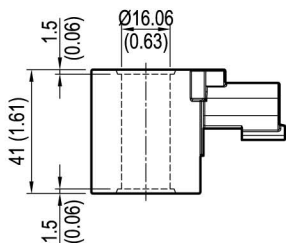
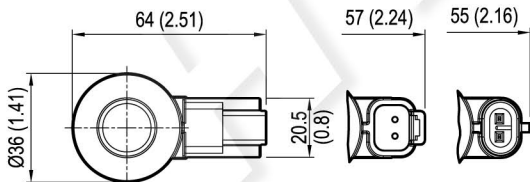
[mm / Inches]

DEUTSCH DT04-2P-L
IP69K

DEUTSCH DT04-2P-V
IP69K

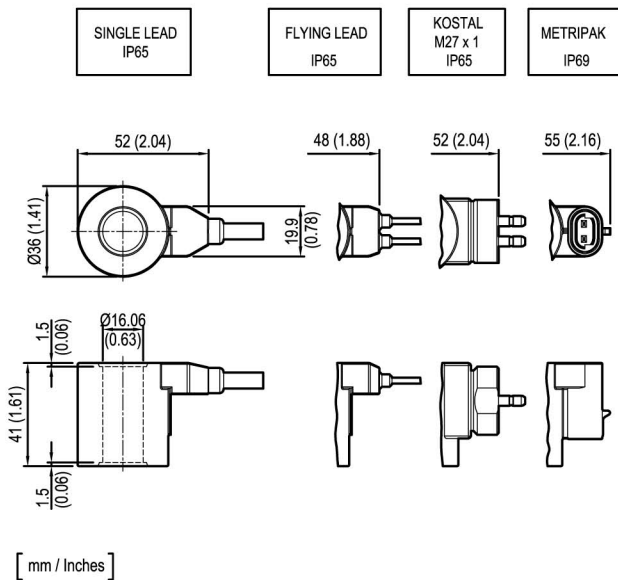
AMP SUPERSEAL-V
IP69K

X	Y	Connections	Circuit	Voltage
20	30	DEUTSCH DT04-2P-L	Standard	DC
20	3P	DEUTSCH DT04-2P-V	Standard	DC
30	3P	AMP SUPERSEAL-V	Standard	DC
22	30	DEUTSCH DT04-2P-L	Bidirectional Diode	DC
22	3P	DEUTSCH DT04-2P-V	Bidirectional Diode	DC
32	3P	AMP SUPERSEAL-V	Bidirectional Diode	DC



[mm / Inches]

Coils - Connectors



X	Y	Connections	Circuit	Voltage
0G	03	SINGLE LEAD *	Standard	DC
02	03	FLYING LEAD **	Standard	DC
03	30	KOSTAL M27x01	Standard	DC
40	3P	METRIPAK	Standard	DC
0H	03	SINGLE LEAD *	Bidirectional Diode	DC
23	03	FLYING LEAD **	Bidirectional Diode	DC
12	30	KOSTAL M27x01	Bidirectional Diode	DC
41	3P	METRIPAK	Bidirectional Diode	DC

* Length 300mm (11.8 inches). Ext. diameter 6.3mm (0.25 inches). External and internal Sheath Silicone rubber.
** Length 300mm

Note: Single lead and Flying lead coil also available with 1000 mm length; ordering code with Y=10 in place of Y=03

Z	Voltage V	Resistance Ohm ($\pm 7\%$)	Power W	Current A	
	Nominal	aT = 20 °C (68 °F)		I Max.	I Nom.
OB	12 DC	7.4	20	1.67	1.04
OC	24 DC	28.4	20	0.83	0.54
OD	48 DC	106.5	20	0.42	0.29
AB	72 DC	262.5	20	0.27	0.20
OU*	96 DC	451	20	0.21	0.14
AH*	205 DC	2062	20	0.10	0.06

* OU and AH versions especially designed in cases of AC supply voltage (respectively for 110AC and 220 AC) to be used in conjunction with connector with circuit including wave rectifier. Ambient temperature range for OU and AH versions: -30°C / + 75°C

Note: diode available only for 12 V DC and 24 V DC coils. Diode set at 27 V DC for 12 V DC coil and at 39 V DC for 24 V DC coil.

Preferred types

Type	Material number
OD0236403POB00	R901395221
OD02360G03OB00	R901435529
OD02360G10OB00	R901435530
OD02360H03OB00	R901435532
OD02360H10OB00	R901435536
OD02360G03OC00	R901435533
OD02360G10OC00	R901435523
OD02360330OB00	R901395048
OD02360330OC00	R901395057
OD02360730OB00	R901435508
OD02361530OB00	R901435507
OD02360730OC00	R901435506
OD02361530OC00	R901435494
OD02360730OD00	R901435488
OD0236203POB00	R901394391

Further types available by request

Type	Material number
OD0236223POB00	R901394397
OD0236203POC00	R901394393
OD0236223POC00	R901394399
OD02360130OB00	R901393412
OD02361430OB00	R901394119
OD02360130OC00	R901393577
OD02361430OC00	R901394225
OD02360130OD00	R901394117
OD02360130OU00	R901394229
OD02360130AH00	R901394231
OD0236303POB00	R901395209
OD0236323POB00	R901395211
OD0236303POC00	R901395213
OD0236323POC00	R901453107
OD02362030AB00	R930076171