

Part number:

**HYDROMA**

HYDRAULICKÉ SYSTÉMY

**HIDROMA  
SYSTEMS**

UKŁADY HYDRAULICZNE

**HYDROMA**

ГИДРАВЛИЧЕСКИЕ СИСТЕМЫ

Tipo / Type

**FPMB-\*.\***

Sez./Section

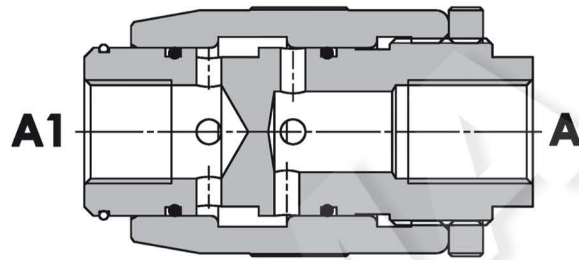
**L**

Pag./Page

**070/1**

**Valvola regolatrice di flusso bidirezionale, tipo a manicotto**  
**Needle valve, barrel type**

Rev.01-2010/02



#### SPECIFICHE TECNICHE

**Materiali:** corpo e parti interne in acciaio. La superficie esterna è protetta mediante zincatura.

**Portata max.:** fino a 150 l/min

**Pressione max.:** 350 bar, vedasi tabella a parte

#### TECHNICAL SPECIFICATIONS

**Materials:** body and internal parts are steel made. External surface zinc plated.

**Rated flow:** up to 150 l/min

**Max. pressure:** 350 bar, see data sheet

#### DIAGRAMMA PERDITE DI CARICO - PRESSURE DROP CURVES

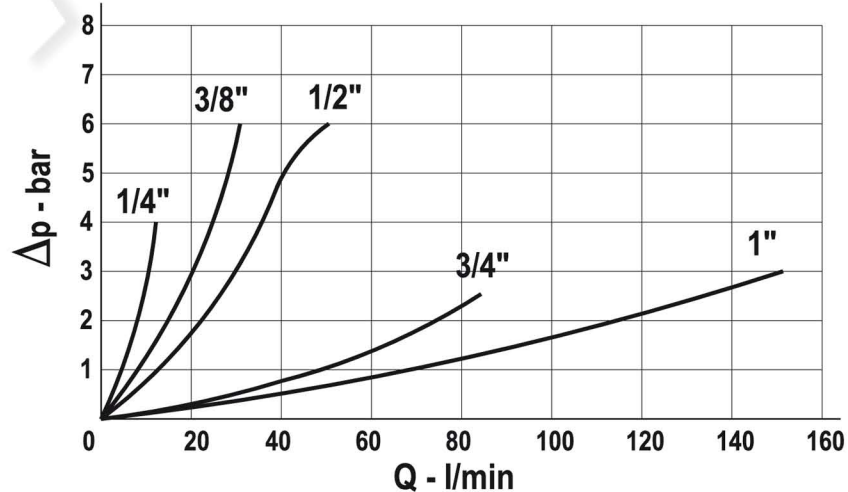
Viscosità olio 24 mm<sup>2</sup>/sec. (3,5 °E)  
Temperatura 50 °C

Oil viscosity 24 mm<sup>2</sup>/sec. (3,5 °E)  
Temperature 50 °C

#### STROZZATORE TUTTO APERTO - FULLY OPEN THROTTLE

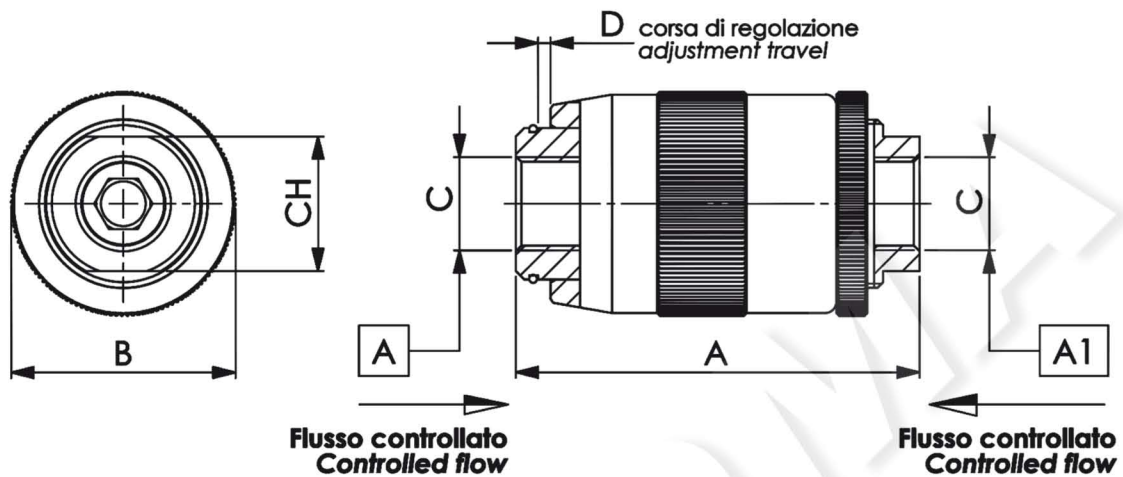
A1 → A

A → A1



**Valvola regolatrice di flusso bidirezionale, tipo a manicotto**  
**Needle valve, barrel type**

Rev.01-2010/02



TIPO TYPE	PORTATA MAX. MAX FLOW	PRESSIONE MAX. MAX PRESSURE	A	B	C	D	CH	PESO WEIGHT
	L/MIN	BAR	mm	mm	BSPP	mm	mm	Kg
FPMB 1/4	12	350	62	34	1/4"	4.5	19	0.275
FPMB 3/8	30	350	72	40	3/8"	5.5	24	0.430
FPMB 1/2	45	310	80	46	1/2"	7	30	0.630
FPMB 3/4	85	280	100	54	3/4"	10	36	1.050
FPMB 1	150	250	125	65	1"	12	41	1.960

**ESEMPIO DI ORDINAZIONE - ORDERING CODE EXAMPLE**

**FPMB** 1 / 2 \*

1/4 - 1/4" BSPP  
 3/8 - 3/8" BSPP  
 \* 1/2 - 1/2" BSPP  
 3/4 - 3/4" BSPP  
 Connessioni - Port sizes

Guarnizioni - Seals:  
 V=Viton \*  
 Omettere se BUNA-N - Omit if BUNA-N